


[Home](#) / [Books](#) / [Agriculture](#) / [Methods in Fungal Biology: A manual of Laboratory Protocols](#)

METHODS IN FUNGAL BIOLOGY: A MANUAL OF LABORATORY PROTOCOLS

CATEGORIES

- [Agriculture](#) ✓
- [Astrology](#) ✓
- [Ayurveda](#) ✓
- [Botany](#) ✓
- [Chemistry](#) ✓
- [Competitive Preparation Books](#) ✓
- [Computer Science](#) ✓
- [Desert and Arid Zone](#) ✓
- [Earth Science and Geology](#) ✓
- [Economics](#) ✓
- [Engineering](#) ✓
- [Environmental Sciences](#) ✓

[VIEW ALL CATEGORIES](#)

[Ajay K. Gautam](#) & [Shubhi Avasthi](#)

ISBN	: 9789388043670
E-ISBN	: 9789388172288
Book Format	: Book
Binding	: Hard Bound
Language	: English
Edition	: 1
Imprint	: Scientific Publishers
©Year	: 2019
Pages	: 300

Select	Format	INR(₹)
<input type="checkbox"/>	Print Book	₹1,950.00 ₹1,755.00 10%Off
<input type="checkbox"/>	Individual E Book	Buy Now
<input type="checkbox"/>	Institutional E Book	Price available on request

[ADD TO CART](#) [BUY NOW](#) [SAMPLE CHAPTER](#)
[READ EBOOK](#) [REQUEST DEMO FOR EBOOKS](#)
[REQUEST COMPLIMENTARY COPY](#)

Like 0

[Tweet](#)
[Save](#)
[Share](#)
[Post Review](#)

[Wishlist](#)

Blurb

Fungi are one of the important components in the biosphere, ubiquitous in nature and essential in recycling of nutrients in all type of habitats. These organisms play key role as decomposers, phytopathogens, symbionts and in elemental cycles. Despite of their important roles in the biosphere, it is important to explore all categories of fungi. This manual is designed to provide detailed information on methods of fungal isolation and identification from various substrates. The book is comprised in three parts where first part contains information about instrumentation, techniques, stains, cultures and reagents; second part describe about fungal isolation and identification while, third part depicts about cryopreservation methods, safety norms and regulations in handling fungal specimens as well as about bibliography. Almost all the techniques used in isolation and identification of fungi from various substrates viz. soil, water, air, indoor environment, plant tissues, plant rhizosphere and stored materials are provided in complete detail. Identification keys of fungi are also covered and compiled in this book. This book has complete basic information on experimental mycology which makes it useful for undergraduate, post graduate and beginners in this scientific and interesting field of fungal studies.

[Table of Contents](#)

Preface**Introduction****Part A: Instrumentation, techniques, stains, cultures and reagents**


1. Instrumentation: types and functions
2. Techniques: Sterilization, Disinfection and Antisepsis
3. Cultures, Stains and Reagents

Part B: Fungal isolation and identification

4. Fungi: general description on taxonomy, structure and life cycle
5. Collection and processing of fungal samples
6. Isolation of fungi from diverse sources:
 - Enumeration of fungi from plants as endophytes
 - Enumeration of fungi from plants as mycorrhiza
 - Enumeration of lichenicolous fungi.
 - Enumeration of fungi from Soil
 - Enumeration of freshwater and marine fungi
 - Enumeration of fungi from environment
 - Enumeration of keratinophilic fungi
 - Enumeration of field and storage fungi
 - Enumeration of fungi causing plant diseases: black and powdery mildew rust & smut
7. Identification of fungi: morphological, microscopic and molecular methods.

Part C: Preservation, Safety norms and Appendix

8. Methods of long term in fungi
9. Safety norms, regulations and precautions in mycological studies
10. Appendix: Stains, Cultures and Reagents
11. Bibliography


Related Products**Introduction to Agricultural Botany.**

Dr. M. Pandiyan

Paper Back

~~₹390.00~~ : ₹ 351.00

Add to cart | Wishlist

**Ecosystem Valuation: Theory, Analytical Methods and Applications**

D. Suresh Kumar

Hard Bound

~~₹4,550.00~~ : ₹ 1,395.00

Add to cart | Wishlist

**An Introduction to Environmental Biotechnology.**

A. Bharani

Hard Bound

~~₹4,975.00~~ : ₹ 1,777.00

Add to cart | Wishlist

**Krishi Prasnotri**

S.R. Maloo

Paper Back

~~₹295.00~~ : ₹ 266.00

Add to cart | Wishlist

**Production Technology of Minor Vegetables**

Mukesh T.

Paper Back

~~₹475.00~~ : ₹ 351.00


Add to cart

[Home](#) / [Books](#) / [Botany](#) / [Mycological Techniques: Identification of Mycotoxigenic Fungi and Mycotoxins](#)

MYCOLOGICAL TECHNIQUES: IDENTIFICATION OF MYCOTOXIGENIC FUNGI AND MYCOTOXINS

CATEGORIES

- [Agriculture](#) ✓
- [Astrology](#) ✓
- [Ayurveda](#) ✓
- [Botany](#) ✓
- [Chemistry](#) ✓
- [Competitive Preparation Books](#) ✓
- [Computer Science](#) ✓
- [Desert and Arid Zone](#) ✓
- [Earth Science and Geology](#) ✓
- [Economics](#) ✓
- [Engineering](#) ✓
- [Environmental Sciences](#) ✓

[VIEW ALL CATEGORIES](#)

Rekha Bhaduria & [Ajay K. Gautam](#)

ISBN	: 9789388043687
E-ISBN	: 9789388043915
Book Format	: Book
Binding	: Hard Bound
Language	: English
Edition	: 1
Imprint	: Scientific Publishers
©Year	: 2019
Pages	: 138
Trim Size	: 5.70 x 8.70 x 1.00
Weight	: 320 Gms

Select	Format	INR(₹)
<input type="checkbox"/>	Print Book	₹1,950.00 ₹1,755.00 10%Off
<input type="checkbox"/>	Individual E Book	Buy Now
<input type="checkbox"/>	Institutional E Book	Price available on request

[ADD TO CART](#) [BUY NOW](#) [SAMPLE CHAPTER](#)
[READ EBOOK](#) [REQUEST DEMO FOR EBOOKS](#)
[REQUEST COMPLIMENTARY COPY](#)

Like 0 Tweet Save Share

[Post Review](#)

[Wishlist](#)

Blurb

Mycotoxigenic Fungi and Mycotoxins is a manual designed to aid the guidelines and techniques applied in mycological laboratory and in the other allied fields. This handbook is based on research conducted by many renowned scientists on fungi and related mycotoxins, and the practical approach to the isolation and identification of toxigenic strains of fungi as well as their related fungal toxins, called as Mycotoxins, commonly met on stored food and other materials. Students hopefully will find the information on important fungi particularly related to storage and field conditions and secondary metabolites produced during the growth of fungi on food and other substrates. Reports of many researchers, scientists, and books from all over globe indicate direct relation between the incidence of mycotoxigenic fungi, extent of mycotoxin contamination and their prevalence revealed their relation to some of the human ailments. Most of the mycotoxins mainly aflatoxins, ochratoxins A and fumonisins are posing serious health hazards in Asian countries. In the context of Indian climatic conditions, need of assessing and preparation of a comprehensive account related to consumption of contaminated food and feed is essential in order to highlight the problems and their health


hazards due to mycotoxins. Present attempt is made to provide recent developments in the subject so that researchers interested may get clear understanding of the problems. This Handbook deals with general aspects of mycological techniques, mycotoxins covering detailed information of mycotoxigenic fungi and their identification.

Table of Contents

Preface

1. Introduction: Laboratory Safety; Sterilization, Sterile Distilled Water.
2. Culture Media: Important Ingredients in Culture Media, Growth Media, Composition of Important Media.
3. Mycological Evaluation / Isolation Study Techniques: Methods of Seed Examination, Standard Methods for Mycological Evaluation of Contaminated Samples; Deep Freezing Method, Direct Microscopic Examination: Slide Culture Method, Application of Stain, Advantages of Slide Culture; Serial Dilution Agar Plate Technique, Single Spore Technique, Pour Plate Technique; Technique to Study Litter Decomposing and Leaf Spot Pathogenic Fungi
4. Identification of Fungus Grown in Culture; Microscopic Techniques of Identification: Micrometry, Slide Culture Technique, Haemocytometer, Camera Lucida; Cryopreservation; Koch's Postulates.
5. Morpho-Taxonomic Description of Mycotoxic Fungi: *Aspergillus* : Section: *Aspergillus*, Section: *Fumigati*, Section: *Clavati*, Section: *Nidulantes*, Section: *Versicolors*, Section: *Usti*, Section: *Terrei*, and Section: *Wentii* ; *Penicillium*, *Fusarium*, *Alternaria*, *Trichoderma*, *Trichothecium*, *Phoma*, *Phomopsis*, *Stachybotrys*, *Syncephalastrum*, *Chaetomium*, *Curvularia*, *Colletotrichum*, and *Cladosporium*.
6. Mycotoxins: Aflatoxins, Kojic Acid, Fumonisin, Patulin, Ochratoxin, Sterigmatocystin, Ergot, Esterogenic mycotoxins (Fusarial toxins): Trichothecenes.
7. Methods of Mycotoxin Analysis: Screening Test, Qualitative Methods: Determination of mycotoxins by Thin Layer Chromatography; Estimation of Mycotoxins: Aflatoxin, Ochratoxin, Zearalenone; Determination of Aflatoxins by Pressure Mini Column Method; Units of Concentration.
8. References
9. Glossary of Mycological Terms

Related Products




Introduction to Agricultural Botany

Dr. M. Pandiyan

Paper Back

~~₹390.00~~ : ₹ 351.00

Add to cart | Wishlist




Padap jaiypraudyogikee (Plant Biotechnology)

H. R. Dagla

Paper Back

~~₹475.00~~ : ₹ 157.00

Add to cart | Wishlist




Weed Identifications and Medicinal Use 2nd Ed.

U.S. Walia

Hard Bound

~~₹4,750.00~~ : ₹ 1,575.00

Add to cart | Wishlist




Plant Pathology at a Glance (Encyclopedia of Plant Pathology) 2nd Ed

D.P. Tripathi

Hard Bound

~~₹3,450.00~~ : ₹ 2,835.00

Add to cart | Wishlist



Instrumental Bioscience

S.M. Reddy

Hard Bound


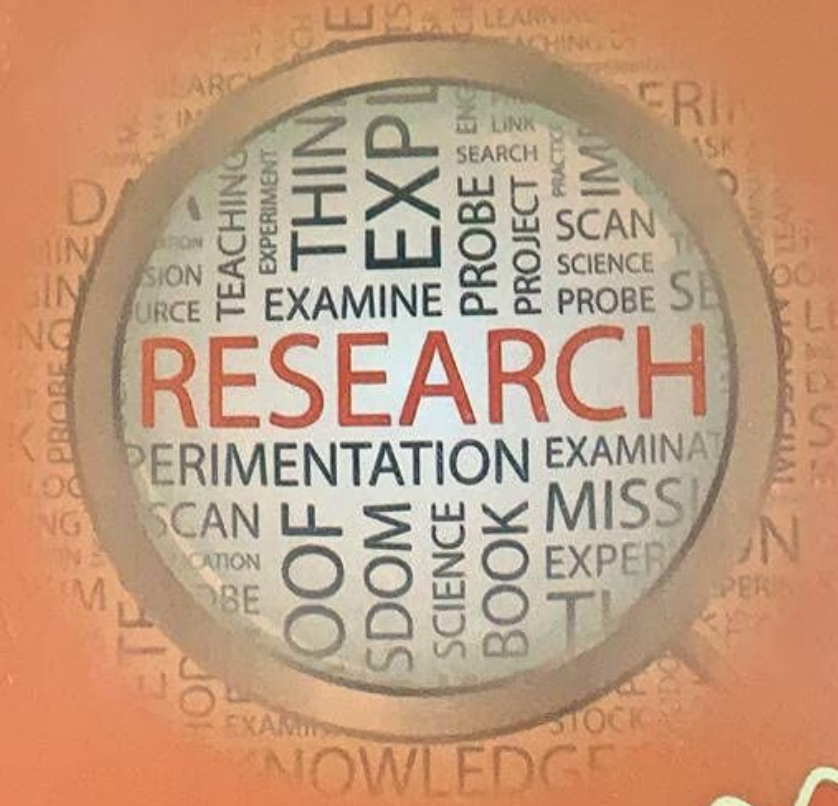
~~₹2,950.00~~ : ₹ 2,335.00

Add to cart

अनुसन्धान पद्धति एवं स्वास्थ्य सांख्यिकी

(Research Methodology & Medical Statistics)

As per C.C.I.M Syllabus



डॉ. प्रबोध मोरेश्वर येरावार

लेखक परिचय

वैद्य प्रबोध मोरेश्वर येरावार ने श्री आयुर्वेद महाविद्यालय, नागपुर, महाराष्ट्र से सन् 2009 में बी. ए. एम. एस. तथा सन् 2014 में एम. डी. (सहिता एवं सिद्धांत) राजीव गांधी राजकीय स्नातकोत्तर आयुर्वेद महाविद्यालय, पपरोला, हिमाचल प्रदेश से की है। वर्तमान में वैद्य येरावार अभिलाषी आयुर्वेदीक कॉलेज एवं रिसर्च इंस्टिट्यूट, मंडी, हिमाचल प्रदेश में असिस्टेन्ट प्रोफेसर के पद पर कार्यरत है। लेखक के अनुसंधान पद्धति एवं आरोग्य सांख्यिकी का अंग्रेजी संस्करण विद्यार्थियों को पहले से लाभान्वित कर रहा है।

E-Mail : <drprabodhyerawar@gmail.com>

पुस्तक परिचय

अनुसंधान पद्धति एवं आरोग्य सांख्यिकी बी. ए. एम. एस. के विद्यार्थियों के लिए एक नया विषय है। यह पुस्तक पाठकों को सही विषय-वस्तु प्रदान करने की मनीषा से बनाई गयी है। पुस्तक की विशेषताएँ –

- इस पुस्तक में विषय-वस्तु को C.C.I.M. के पाठ्यक्रम अनुसार और संक्षिप्त रखने का प्रयास किया गया है।
- विषय-वस्तु को आरेख, तलिकाओं और उदाहरणों के रूप में अच्छी तरह समझाया गया है।
- इस पुस्तक में अधिकतर उदाहरण आयुर्वेद के क्षेत्र से लिए गए हैं।
- पाठकों के अनुकूल बनाने के लिए हिंदी के साथ-साथ अंग्रेजी का भी उपयोग किया गया है।
- पुस्तक की भाषा सरल और सुयोग्य है।

Of Related Interest:

- **Manual of Research Methodology & Medical Statistics** (As per syllabus of Preliminary MD/MS (Ayurveda) prescribed by C.C.I.M.) by Dr. Dnyaneshwar K. Jadhav
- **Research Methodology & Medical Statistics** (Text Book for B.A.M.S.-4th Prof.) by Dr. Pramod Kanap & Dr. Ajit Patil
- **Research Methodology & Medical Statistics** (A Hand Book for B.A.M.S.-4th Prof.) by Dr. Prabodh Moreshwar Yerawar



चौखम्बा सुरभारती प्रकाशन

वाराणसी-221001

chauhambasurbharatiprakashan@gmail.com

www.chauhamba.co.in

f : @chauhambabooks t : @chauhamba

₹ 170/-

ISBN : 978-93-86554-50-5



9 789386 554505

Research Methodology & Medical Statistics

(A Hand Book for B.A.M.S. 4th Prof.)



Dr. Prabodh Moreshwar Yerawar

CHAUKHAMBA AYURVEDA STUDIES

24

✽

Research Methodology & Medical Statistics

*A handbook for the students of B.A.M.S.
(As per C.C.I.M. Syllabus)*

by

Dr. Prabodh Moreshwar Yerawar

M.D. (Samhita and Siddhant)

Asst. Professor,

*Department of Samhita and Siddhant,
Abhilashi Ayurvedic College and Research Institute
Mandi, Himachal Pradesh*



CHAUKHAMBA SURBHARATI PRAKASHAN
Varanasi

About the Author



Sruthi S. currently pursuing Post Graduation in Masters of Commerce with specialization in Finance from Department of Commerce, University of Kerala, Kalyavattom Campus. She qualified NTA UGC NET in the year 2020. Currently she is working as Managing Editor in Journal of Exclusive Management Science. She had participated in more than 150 National and International Conferences and presented Research papers in 102 International National Conferences. She had published Research Papers in National and International Books with ISBN and 7 Research Papers in many International Peer Reviewed and Refereed Journals with ISSN. She received Global Educational Awards 2020 titled "Best Researcher" for remarkable achievements in the field of Research and Publications and also received Global Professional-Educational Awards titled "International Star Excellence Award" in the year 2020 from Sarojini Research and Development Council, New Delhi. She Edited 6 International Books and 17 National Books having ISBN. She is a World Book of Record Holder for 150 hours Continuous Paper Presentation (Group Attempt) in an International Conference conducted by ESN Publications in 2020.

Published & Printed By
NITYA PUBLICATIONS
 WPS Publications, 30/2nd MP India
 P.O. www.nityapublications.com
 Email: nitya@nityapublications.com
 Tel: +91-9002112140

MRP Rs. 250.00



IMPACT OF COVID-19
 on
Indian Economy



Sruthi S.



Tools



Mobile View



Play



Share



**TRANSFORMATION OF
EDUCATION THROUGH
ONLINE LEARNING DURING
PANDEMICS COVID 19**

Edited by:
Dr. Anita Soni



**TWENTYFIRST CENTURY PUBLICATIONS
PATIALA**

Education during COVID-19 Pandemic and Beyond

Dr. **Harish** Kumar Banga* & Miss Sunita Kumari**

Somewhere in the range of 387 million or 56 percent of elementary young youngsters overall were assessed to need fundamental perusing skills.4 From a financing perspective, the test was at that point overwhelming before COVID-19. The mid 2020 gauge of the financing hole to arrive at Sustainable Development Goal – quality instruction – in low and lower-center salary nations was a faltering \$148 billion yearly. It is assessed that the COVID-19 emergency will build this financing hole by up to 33%.

Keyword: Covid 19, Education, E Learning, World

Introduction

The COVID-19 pandemic has caused the biggest disturbance of instruction ever, having just had a close to all inclusive effect on students and instructors around the globe, from pre-essential to auxiliary schools, specialized and professional training and preparing (TVET) foundations, colleges, grown-up learning, and abilities improvement foundations. By mid April 2020, 94 percent of students overall were influenced by the pandemic, speaking to 1.58 billion kids and youth, from pre-essential to advanced education, in 200 nations. The capacity to react to class terminations changes drastically with level of improvement: for example, during the second quarter 2020, 86 percent of youngsters in essential instruction have been adequately out of school in nations with low human turn of events – contrasted and only 20 percent in nations with exceptionally high human turn of events.

* Assistant Professor, Department of Mechanical Engineering, GNDEC, Ludhiana, India.

** Assistant Professor, Abhilashi University, Mandi, H.P

MEDICINAL CHEMISTRY-III

As per PCI Syllabus

B. Pharmacy Semester-VI

Mrinal Sharma

Assistant Professor

Pharmacology Department

Sachdeva College of Pharmacy, Gharuan

Mohali, Punjab.

Divya Arora

Assistant Professor

School of Pharmacy

Abhilashi University

Mandi (H.P.).

Ashish Joshi

Assistant Professor

Pharmaceutical Department at ABESIT

College of Pharmacy

Ghaziabad.

Dr. Sushil S. Burle

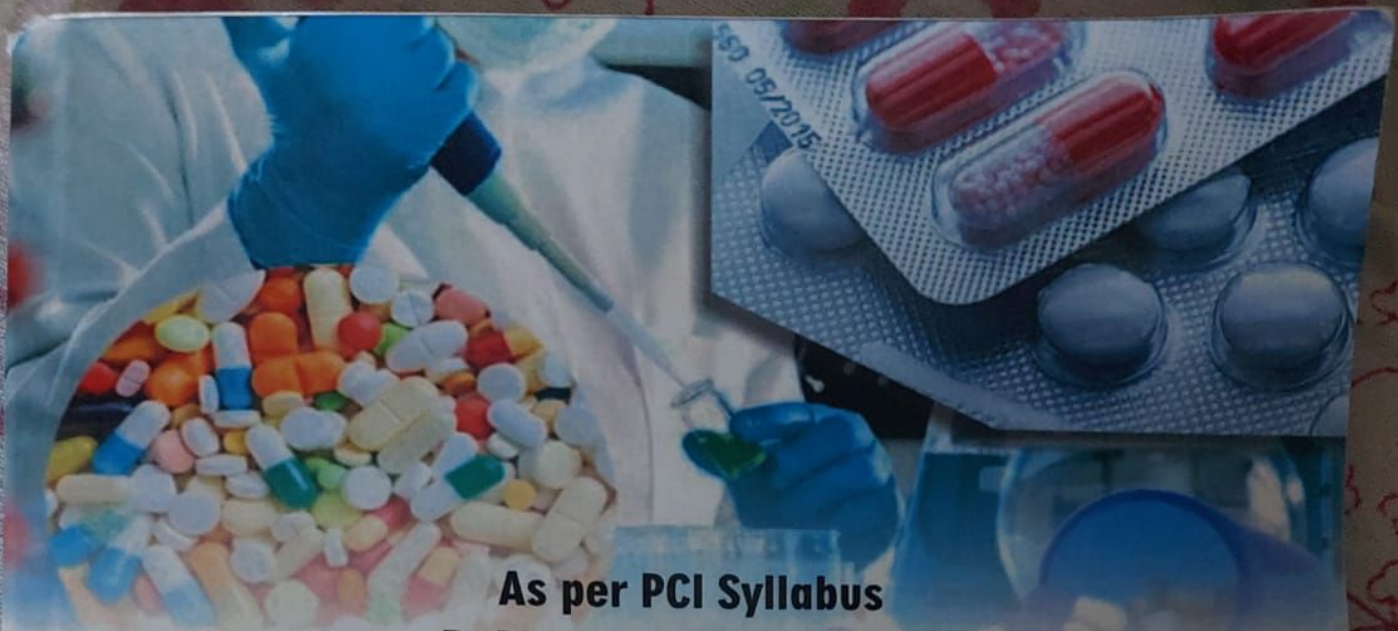
Associate Professor and Vice Principal

Hi-Tech College of Pharmacy

Chandrapur.



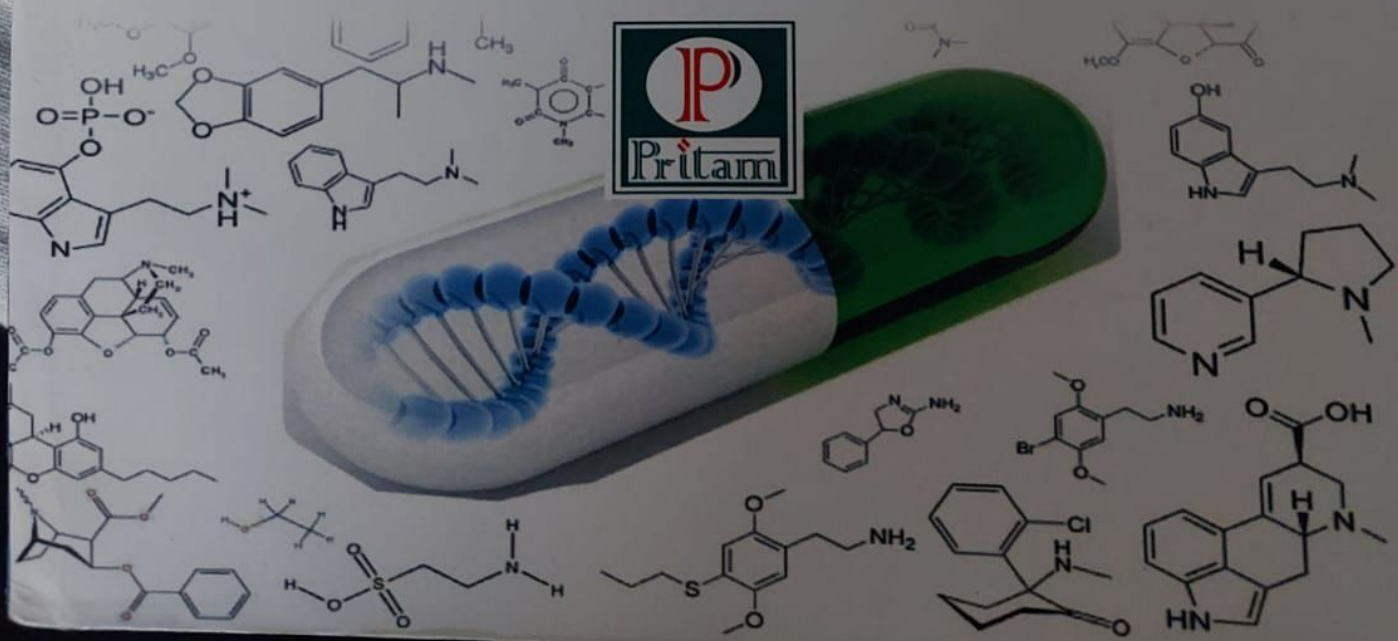
PRITAM PUBLICATIONS



As per PCI Syllabus
B. Pharmacy Semester-VI

MEDICINAL CHEMISTRY III

■ Mrinal Sharma ■ Divya Arora
■ Ashish Joshi ■ Dr. Sushil S. Burle



Take Advantage of Our 10% Discount on Author Services

Have your work professionally edited prior to submission or during review and enjoy the benefits of enhancing your research quality, which increases the likelihood of acceptance and higher citation impact.

Get Started

[Learn More](#)



ya_pb@yahoo.com | Language: English



- User Guides
- Resources
- Author Services
- Editorial Opportunities
- Current Projects
- Completed Projects

YASHPAL SINGH

Book Proposal

Home >

Submit a Book Proposal

Print

Approval Status: **Initial Submission**

Your book proposal form has been submitted and can no longer be edited.

Editor/Author Information

Please enter all editors/authors on this project.

Editor/Author #1



Sr. No.	Paper ID	Title
1	Chapter 01	AI- Based Programming (Parking Light Monitoring)
2	Chapter 02	AI- Based Programming (Bitcoin Price Predictor)
3	Chapter 03	Neural Network (Digital Image Processing)
4	Chapter 04	Intelligent Robotic (Robot Bird Flying System)
5	Chapter 05	Augmented Reality Framework for Distributed Collaboration
6	Chapter 06	Intelligent Electrical Vehicles (IEV) Charging (No Need of Charging Stations)
7	Chapter 07	Speech Synthesis and Interactive Agent Framework
8	Chapter 08	Intelligent Covid-19 Detection
9	Chapter 09	Machine Learning and Deep Learning (Object Detection)
10	Chapter 10	Machine Learning and Deep Learning (Health Care)

INTELLIGENT ROBOTIC (ROBOT BIRD FLYING SYSTEM)

B. Venkatesh Professor

Vardjaman College of Engineering, Hyderabad, India.

Dr. Reena Singh

Abhilashi University,

Chail Chowk, Mandi, Himachal Pradesh 175045, India.

Prof. (Dr.) Biplab Kumar Sarkar

GEH Research LLP, India, USA, Japan.

ABSTRACT

Our Invention "Clever ROBOTIC (Robot Bird Flying System) "is a robot bird flying controllability assessment framework and assessment technique and the assessment framework, a microchip B produces boost beat arrangements with continuously changed strength as indicated by the preset guideline, a chip and is responsible for GPS information examination and applicable data record, the chip B helps out the chip A. The creation is the pertinent test information assortment of a robot bird to be identified are finished in a coordinated way, the gathered information is prepared through an information examination arrangement of a PC prior to being changed over into a direction dependent on an electronic guide, if the robot bird has the flying controllability can have decided based on the direction and the significant data, and the assessment if the robot bird is qualified can be finished. The development is to a thorough assessment of the robot bird flying controllability can be understood, the earlier data needed by flight route can be gained, the visual deficiency of resulting flight route tests is decreased, a lot of invalid redundant work is stayed away from, the functioning proficiency is improved incredibly, and the robot bird useful advancement can be sped up. The innovation additionally incorporates a technique for a robot bird, which takes on an appropriate miniature incitement sign to opportune animate a stomach dorsal middle core and a robustus archistriatalis of a thalamencephalon of the bird to lead a functioning getting away from conduct of the bird; in this way directing the flying conduct of the bird. The development uses the dynamic getting away from conduct of the bird came about because of utilizing a miniature power to reproduce a particular nerve cores of the bird, specifically utilizing a rule of utilizing the miniature power to recreate the nerve cores to picture 'hurt' to direct the conduct of the bird. The strategy utilized for directing the robot bird of the creation enjoys the benefits that as the standard uses the appetite of the bird to keep away from hurt, the innovation has an incredible directing capacity; along these lines requiring not to prepare the bird ahead of time; the robot bird has a gigantic utilizing esteem. The creation is a contrasted and the ground creature, the bird has a bigger dynamic space and quick speed, in this manner having a bigger application advantage clearly the reasonable and potential application is exceptionally wide and an advanced fly motor bay assurance framework that ensures against enormous birds and works independently, that is torpid in routine airplane activities. The development take a naturally activates its defensive device(s) just at the prompt mark of need, then, at that point returning it (them) to a non-meddling position, including a RADAR framework and a LIDAR framework which recognize birds entering the expected flight way of the airplane, and quick PC executed computational calculations that track and distinguish those from the identified set that are (1) projected to enter a zone which would prompt ingestion by the motor, and (2) of a size enormous enough that they would genuinely harm the motor whenever ingested. The development likewise incorporates guarded systems housed in the motor nacelle cowling or focus center, or in the fuselage structure that are promptly impelled in a matter of seconds prior to showing up

at the focal point to safeguard, avoid, decrease the size of the moving toward bird to a satisfactory mass, or annihilate it, and, that after the ingestion danger has passed, the gadgets are stowed/withdrawn or securely casted off.

FIELD

The creation "Clever ROBOTIC (Robot Bird Flying System) " is identified with a savvy robot bird flying controllability assessment framework and furthermore identifies with frameworks and strategies for shielding plane motors from ingestion of unfamiliar items, like huge birds, during flight and an elective exemplification explicitly adjusted for assurance of a weak locale of helicopters. All the more especially the frameworks identify with mechanical gadgets that capacity to relieve the danger of bird strikes to airplane motors and the creation identifies with creature robot control field, particularly a sort of robot bird in free space, fly assessment framework and the appraisal strategy for controllability.

BACKGROUND

Creature robot is to accept living creature as body, control its cerebral nerve or muscle with coded electrical sign, to understand the savvy creatures that body is controlled. Robot bird is a sort of in creature robot, for instance, accept pigeon as body, can handle the engine conduct of pigeon, in this way cause pigeon to turn into a controlled machines individuals bird by the nerve core that miniature electrical incitement is applicable. Its standard of work is as per the following:

In robot bird configuration measure, will create a ton of dubious components: the blunder in surgery, the discreteness of the distinction of creature individual self and the production art of animating cathode. Previously mentioned joined variables impact will cause for various robot birds, their controllability, and affectability and required boost power are unique; For same robot bird, the necessary appropriate improvement force of various nerve core is likewise discrepant. Indeed, can cause created robot bird not have controllability, be an unsatisfactory item. Therefore, before flight route analyze, to a robot bird, it is exceptionally vital that the robot bird of especially recently creating does test and evaluation completely.

Additionally, don't have at connection procedure and technique to do quick exhaustively flight controllability test and evaluation to robot bird. Need simply test and examination innovation and technique, just can't acquire the earlier data of tried robot bird. Cause coming up short on the far reaching evaluation to tried robot bird controllability, do not have the appraisal of the comparing connection of controllable affectability and boost power, likewise do not have the characterizing of reasonable upgrade force extent of three nerve core of tried robot bird. This causes the flight route analyze device of robot bird to bear the personality of much visual deficiency, and experimentation created a lot of invalid rehashed works, and strategy is science and shortcoming not.

Different plans proposed utilizing a screen having versatile individuals, permitting the screen to be in a kind of withdrew mode for what was viewed as non-unsafe segments of the flight. Notwithstanding, such plans introduced a few issues, including exceptionally complex systems required for development between their put away and functional states. Additionally, despite the fact that birds are bound to be experienced via airplane during the lower elevation flight leaving or showing up at an air terminal, there have been many harming bird strikes in other flight systems, and those plans don't give airplane motor insurance all through the whole flight envelope.

OBJECTIVES

1) The target of the innovation is to an is robot bird flying controllability assessment framework and assessment technique and the assessment framework, a microchip B produces boost beat arrangements with steadily changed strength as per the preset standard, a chip An is responsible for GPS information examination and pertinent data record, the microchip B helps out the microchip An and the development is the applicable test information assortment of a robot bird to be distinguished are finished in a collaborated way, the gathered information are handled through an information investigation arrangement of a PC prior to being changed over into a direction dependent on an electronic guide, if the robot bird has the flying controllability can decided based on the direction and the significant data, and the assessment if the robot bird is qualified can be finished.

2) The other target of the innovation is to an exhaustive assessment of the robot bird flying controllability can be understood, the earlier data needed by flight route can be obtained, the visual impairment of ensuing flight route tests is diminished, a lot of invalid monotonous work is kept away from, the functioning effectiveness is improved significantly, and the robot bird down to earth progress can be sped up.

3) The other target of the innovation is to the robot bird has a colossal utilizing esteem. The innovation is a contrasted and the ground creature, the bird has a bigger dynamic space and quick speed, in this manner having a bigger application advantage clearly; the sensible and potential application is extremely wide and an advanced stream motor channel security framework that ensures against enormous birds and works independently, that is lethargic in routine airplane tasks.

4) The other target of the innovation is to a consequently activates its defensive device(s) just at the prompt mark of need, then, at that point returning it (them) to a non-meddling position, including a RADAR framework and a LIDAR framework which recognize birds entering the planned flight way of the airplane, and quick PC carried out computational calculations that track and distinguish those from the identified set that are (1) projected to enter a zone which would prompt ingestion by the motor, and (2) of a size huge enough that they would genuinely harm the motor whenever ingested.

5) The other target of the development is to a protective systems housed in the motor nacelle cowling or focus center, or in the fuselage structure that are promptly activated presently prior to showing up at the focal point to safeguard, redirect, diminish the size of the moving toward bird to an OK mass, or obliterate it, and, that after the ingestion danger has passed, the gadgets are stowed/withdrawn or securely discarded.

SUMMARY

The motor security framework, for which different encapsulations are depicted thus, in its put away mode doesn't debase airplane execution, conveys just when required and is impelled in a convenient manner because of data it assembles about approaching dangers, principally birds. They give defensive gatekeepers to stream airplane motors, and further developed techniques for recognizing, distinguishing, following, and foreseeing the probability of crash with a secured motor by bird(s) of still up in the air to require ensuring against sway; deciding the need of conveying the guard(s) against such bird(s) instead of moving the plane to keep away from the bird totally; impelling and sending the securing device(s), in case not really settled to do as such, in adequate opportunity to turn away or redirect sway with the motor; and for withdrawing or securely arranging the device(s); all including, however not restricted to, the advanced high-sidestep proportion turbofan fly motor, and to ensuring the uncovered, weak parts of a helicopter rotor control framework against the particular dangers recorded previously.

In substitute encapsulations they accommodate consequently securing the air admission of a cutting edge high-sidestep proportion turbofan motor from the ingestion of birds and other unfamiliar items. The favored framework is ideally housed in the nacelle cowling or focus center point of the turbine motor or fuselage structure which, on activation, grows to immediately safeguard, divert, lessen the size of the moving toward bird or other unfamiliar items to an OK mass. Incitation is ideally instructed consequently, without requiring human choice or activity, by a sub-framework involved a sensor which recognizes birds or other article entering the expected flight way of the airplane; quick computational calculations that track and distinguish those from the identified set that are projected to enter a zone which would prompt ingestion by the motor, and of a size or weight adequately huge to truly harm the motor whenever ingested.

After the ingestion danger has been discarded, parts of the framework are stowed, withdrawn or securely casted off. The current frameworks give elective encapsulations to managing enormous birds and furthermore securing the center motor locale of the delta. The current frameworks hence keep certain unfamiliar items from entering the air admission of a stream turbine motor. At long last, the frameworks additionally incorporate an elective exemplification that is explicitly helpful for and adjusted to insurance of a weak district on helicopters.

The frameworks identify with defensive gatekeepers for stream airplane motors, explicitly to further developed strategies for recognizing, distinguishing, following, and anticipating the probability of crash with a secured motor by bird(s) of not really settled to require ensuring against sway; deciding the need of conveying the guard(s) against such bird(s); inciting the ensuring device(s) in adequate chance to turn away or divert sway with the motor; and for its withdrawal or safe removal; all including, however not restricted to, the cutting edge high-sidestep proportion turbofan fly motor, and to insurance of the uncovered, weak parts of a helicopter rotor control framework, against the particular dangers recorded previously.

After this, microchip A gets and protects gps information to TF card stockpiling unit, in the meantime, separates the speed data involving in gps information outline; If speed is more prominent than 1 meter each second, represent that robot bird is in condition of flight, can fly and control test tests; Now first appointed authority whether this test finishes, if complete, microcontroller A drops flight and controls test sign; If don't finish, chip An organizes flight control test sign notification microchip B can execute flight control test.

In case speed isn't more than 1 meter each second, outline that robot bird, not in condition of flight, presently can drive the test tries that takes off; Equally, first whether judgment is compelled to take off to test and is finished, if complete, microcontroller A drops powers to take off test sign; If don't finish, chip A masterminds the test sign notification microchip B that powers to take off can execute to power to take off test; When flight, control test and pressing factor and take off after test all finishes, microchip A completions all working.

The appraisal procedure of robot bird flight controllability is as follows:

By the investigation to direction, if the bearing of movement of robot bird isn't liable to acquire the effect that animates, check boost power data relating to segment direction therewith, if upgrade force has arrived at maximal worth, outline that this robot bird doesn't have flight controllability.

By the examination to direction, in case be a bend turning left relating to invigorating the direction of left DIVA, and can rehash to get the above outcomes, the left DIVA that robot bird is depicted is that flight is controlled. In like way, be a bend turning right, and can rehash to get the above outcomes comparing to animating the direction of right DIVA, the right DIVA that robot bird is depicted is that flight is controlled.

Investigation dependent on to previously mentioned controlled direction, can get the controllable affectability of tried robot bird and the comparing connection of upgrade force, and decides the viable boost strength scope of relating nerve core.

The assessment arrangement of robot bird given by the creation and appraisal strategy, assessment framework finishes assortment and the examination of information, and various and different information are changed over into designed outcome; Based on this graphical outcome and related to evaluation technique for the current development, can finish the evaluation whether tried robot bird has flight controllability. This apriority data will precisely educate the subsequent flight route test of this robot bird, along these lines the visual deficiency of keeping away from and rehashed non-useful work are expanded work proficiency enormously.

The target of the innovation is to defeated the lack in existing robot creature route innovation and the technique, give a sort of and need not the bird precondition, the direction work is solid, and the utilization esteem stature helps the strategy for direction that the robot creature enters the robot bird of viable stage. For arriving at reason, a sort of technique for direction that is utilized for robot bird given by the innovation, this strategy is executed control by containing the direction framework that is made of PC controlled cell site and miniature incitement signal generator to the flare move and the course of robot bird, and this strategy is completed after advances:

- 1) at portrayed robot bird back or crown segment place the miniature incitement signal generator;
- 2) by depicted by PC controlled cell site, the miniature incitement signal generator

The benefit that the current development is utilized for the strategy for direction of robot bird is: attributable to used previously mentioned nerve core by miniature electrical incitement empty head to cause its initiatively get away from conduct its engine conduct of controlling and explore, expeditiously used bird to get away from the intuition of injury, so its direction work is solid, consequently need not bird is done precondition. The enormous use esteem that robot bird has, birds are contrasted and ground creatures, and greater action space, development speed are quicker masterminded, and greater application advantage is clearly orchestrated, and the truth and possibility reasons for existing is generally. For instance, the bird that has a specific microchannel sensor can be utilized for the assortment of view, presentation and natural boundary and so on in explicit (or target) zone and pass back and so forth; Can be utilized for uncommon article shipped off or be tossed into objective or something like that. When flying distance surpasses " locating distance ", then, at that point can be by its flight way of GPS route. Since flight is simply the actual productivity by birds, so its flight time and flying distance simply are exposed to the limitation of independent energy capacity dissimilar to the microminiature automated plane. Clearly, the portable robot contrasts and electromechanical, and the robot bird that acquires as indicated by the current development will enjoy gigantic benefit.

DIAGRAM




FIG. 1 is a simplified schematic depicting the distributed components of several embodiments of a preferred jet engine protection system;



FIG. 2 is a front view of a modern, conventional high-bypass ratio turbofan jet engine;



FIG. 3 is a simplified cross-sectional view of a modern, conventional high-bypass ratio turbofan jet engine;

DESCRIPTION

The light of this assessment framework and the made determination of evaluation technique, explores can get the earlier data of tried robot bird. As per these data, robot bird probably can be isolated into three kinds: confirmed items, unsuitable item and imperfection product. Explores figures research approach focused on as indicated by the kind under robot bird, consequently, stay away from visual deficiency, increment work productivity. Substantial plan is as per the following:

(1), whenever tried robot bird is confirmed items, direction mirrors that three nerve core of tried robot bird all have great controllability. The flex point situated in direction, the side of examination robot bird is additionally checked comparing improvement power data, can acquire an applicable boost force comparing to tried robot bird and the standard of corner, it has mirrored the connection of controlling affectability and upgrade force; Meanwhile, can decide the appropriate upgrade force extent of each nerve core. These are the significant earlier data's before tried robot bird flight route, and earlier data can be stayed away from the visual deficiency of flight route analyze, enormously builds work proficiency.

(2), whenever tried robot bird is inadmissible item, direction doesn't mirror that tried robot bird has any controllability. For this robot bird, don't have to do again flight route try, yet examine focused on and search reason, aggregate insight, summarize illustration, accordingly stay away from invalid rehashed work.

As a rule, the sensor part or sub-framework identifies an approaching item in the airplane's flight way and afterward conveys information messages to the evaluator, which regularly is an advanced PC or computerized processor, most ideally a continuous inserted programming program. The evaluator decides the probability of the article's crash with the airplane and afterward produces yield control signs to activate the mechanical obstruction sub-framework or gadget. These frameworks can include and utilize, notwithstanding all around created materials innovations, present day traditional advances, for example, bird recognition radar, scaled down PCs using quick computational calculations, parts, for example, activating instruments and materials from car accident airbag frameworks, progressed receptive cautious framework parts, and, alternatively, microwave innovation or other coordinated energy techniques.

The frameworks depicted in this are expected to ensure an advanced fly motor against generally enormous birds or different items which, whenever ingested would truly harm or obliterate the motor. The dynamic parts or individuals from these frameworks are torpid during routine airplane activities, and ideally are consequently impelled just when a quick need, i.e., inevitable crash emerges. After use in flight, the dynamic individuals are then gotten back to their lethargic, non-meddling position or arranged.

As a general rule, the general framework ideally incorporates a sensor sub-framework which recognizes birds entering the expected flight way of the airplane; PC executed quick computational calculations that track and distinguish such birds or items from the identified set that are projected to enter a zone which would prompt ingestion by the motor and are of a size sufficiently huge or weight extraordinary enough that they would genuinely harm the motor whenever ingested, and a transitory cautious framework, like a mechanical watchman gadget, a move schedule, or a coordinated energy producer. In a

matter of seconds before the recognized impediment is to show up at the focal point, the flitting cautious framework is turned on and acts immediately to safeguard, avoid, decrease the estimate or obliterate the moving toward bird so it or its remaining parts are diminished to mass that won't make genuine harm the motor. After the ingestion danger has passed, the dynamic gadgets are ideally stowed, withdrew, securely discarded, or deactivated.

Organization Requirements

To comprehend the heaps coming about because of the effect of a bird, the term of the impact occasion, now and again alluded to as the "squash-up time", still up in the air. Test results show that this occasion generally endures 3-6 milliseconds. In view of the delegate airplane and bird type, the circumstance prerequisites for sending of the framework not set in stone. Assume a 747-class airplane is cruising at 555 miles each hour (48,840 feet each moment) and experiences a Canadian goose in its flight way. In the event that the bird is flying at 3,500 feet each moment and the sensor sub-framework can distinguish its quality at a scope of 0.5 miles, then, at that point the time among recognition and impact would be roughly 3 seconds. In the event that a security factor is remembered for the computation, the arrangement time for the moderation gadget would be close to 1-2 seconds. To meet this organization necessity, damped pyro actuators would be appropriate, as would be a direct actuator.

Sensor Sub-Systems

Ordinary RADAR and LIDAR frameworks have the ability for playing out the sensor capacities in the current frameworks and are hence viewed as favored parts in a sensor sub-framework. As utilized in this setting the term LIDAR is planned to have its usually got meaning: a gadget that is comparative in activity to radar however radiates beat laser light rather than microwaves. A LIDAR situation like the Rigel VQ-480 situation has a shaft impression of around 9 creeps in measurement a way off of one-half mile (viewed as 2,600 feet). To enlist an article on this framework, the objective should be bigger than the impression of the bar or continuous sweeps should be made to cover and hence to make a successfully more modest impression.

For a bird with a front facing outline of 12 crawls in measurement, a moderate gauge for a Canadian goose, the LIDAR shaft will effortlessly enroll the objective at this distance without expecting to cover filters. In the event that the pillar is cleared across its 60-degree field of view, that is 90 feet above and beneath the airplane, which is 2 degrees above and underneath the projected flight way, at an output pace of 100 sweeps each second, it will require almost 2.5 seconds to clear across the whole space of interest. Since this output time is on a similar request as the time accessible for the ostensible case arrangement time, it is accepted that a LIDAR based sub-framework will work effectively as a sensor part or sub-framework. LIDAR items with longer identification ranges are as of now economically accessible, and this innovation is probably going to progress in the coming years, further upgrading the affectability of the framework.

Mechanical Deflection Sub-Systems:

The initially favored mechanical encapsulation or sub-framework incorporates a bunch of smoothed out poles or cylinders separated equitably around the periphery of the nacelle lip at its forward or driving end. They are ideally housed in the motor nacelle cowling, focus center, or airplane fuselage structure, and can be impelled to in a split second send straightforwardly before the motor. At the point when deactivated, this encapsulation can be stowed by getting back to its unique arrangement situated inside the motor nacelle cowling, focus center, or airplane fuselage structure.

These poles are expected to capacity to redirect the approaching avian danger away from the motor or to section the corpse to a size that doesn't compromise the motor. The poles or cylinders are ideally smoothed out and equitably dispersed around the perimeter of the nacelle. At the point when conveyed they meet at or close to a solitary point before the motor. The bars are stowed in a withdrawn situation toward the front of the motor nacelle, and are impelled forward when a bird sway is fast approaching. When the bird danger has died down, the bars are withdrawn once again into the nacelle to allow unhindered wind current to enter the motor.

The poles are ideally sent in both of two different ways: first, by a mechanical activation gadget driven by an engine; or second, by a pyrotechnically impelled gadget. It is imagined that the pyrotechnical gadget will require less mass and will be simpler to incorporate into the airplane nacelles. To send straight forward toward the front of the motor, a damped pyrotechnic actuator would touch off to push the poles through a bunch of guide openings. The aide openings would capacity to guarantee arrangement. The framework would likewise be built so the aide openings would constrain the main finishes of the poles to meet or verge on gathering at a typical vertex. The sending time would be on the request for one second.

Nitty gritty investigation of bird effects can be found in the scholarly writing. In many investigations, the bird has been displayed as a delicate body and treated as either a uniform liquid, like water, or as a mass with variable thickness, like water with air bubbles. To appraise the powers which the cone of bars or cylinders may insight during a bird sway, one can consider a bird slamming into a solitary cylinder, and at the cylinder's midpoint in order to introduce the direst outcome imaginable. At the point when the bird slams into the pole, the bar encounters a close prompt shock pressure followed by a stagnation pressure. The two occasions together last an aggregate of a couple of milliseconds.

In one favored epitome the cone of bars or cylinders is increased with extra primary individuals close to the nacelle lip. These individuals alleviate the chance of an ingestion around here, where the bar dividing may surpass the components of the bird's body, hence leaving an opening large enough for the bird to fall through. These extra individuals would at first send with the parent bars and afterward be collapsed outward utilizing a spring. One such arrangement imagines forming for the poles to such an extent that every bar would have a precious stone like shape in cross-area, and with two sharp corners and two adjusted corners. The pole, as in this manner designed, consequently would have two sharp edges, similar to a sword, to guarantee that the bird will be parted into two pieces, or more relying upon where the effect happens.

When stowed the individuals or bars live in the front part of the motor nacelle. In one favored, endless supply of a control signal for incitation, gases created by little touchy charges move the ring forward to push the bars out of the nacelle. The ring is directed by straight heading and continues on a way corresponding to the motor shaft, that is, its longitudinal pivot. A proper ring is likewise mounted inside the nacelle near the delta lip and capacities to direct the poles or cylinders during the arrangement step. Openings in the ring serve to arrange the poles forward and towards the center. The poles, tubes or other molded individuals meet at or close to a point, shaping a cone.

At the foundation of the cone extra bar like individuals structure a cross section which secures the external annulus of the motor admission region. The individuals from this grid

connect to the essential poles and to the nacelle lip. At the point when the gadget is to be withdrawn, the nacelle lip connect focuses discharge the optional poles. The ring to which the essential bars are connected is winched once again into its unique area in the nacelle through a cabled pulley framework with the bars being directed by the aide openings toward the front of the nacelle additionally return to their stowed position. The terms used to depict this substitute encapsulation have their customary significance as would be regularly perceived in this field and it is accepted that development of this epitome is inside the normal ability of this craftsmanship.

In one more favored epitome an inflatable pack is given and adjusted to be sent before the motor. The pack would be conveyed and expand quickly in much a similar way as vehicle airbags. Additionally, similarly as with the cone of poles encapsulation, the airbag epitome would be activated by the danger level evaluator sub-framework. As a result of an airbag's relatively more noteworthy effect on wind stream into the motor, it is alluring to limit the term of the sending, that is, to activate withdrawal at the earliest opportunity once the bird has been avoided. Two exemplifications or approaches are liked for organization, and they are dependent upon the accuracy with which the bird's area still up in the air. It is accepted that a bird's area, once followed by the sensor sub-framework, might be known distinctly to inside a range of a couple of meters.

To lessen this vulnerability a double sensor sub-framework would be utilized. In such a utilization an essential, nose mounted sensor would clear the airspace before the plane and would be utilized to decide onto which side of the fuselage the bird it prone to encroach. Following this assurance, a second, or last-second setting off sensor situated on the assumed effect side would affirm the bird's way to deal with that side and along these lines convey the airbag at the suitable motor.

Then again, if the direction of the approaching danger, attempted to be a bird, comparative with the airplane can be anticipated by the evaluator sub-framework with relative high assurance, the airbag's organization could in principle be focused on to slam into the bird on the way to the airbag's re-visitation of a stowed arrangement. In this setting the expression "airbag" is utilized comprehensively to allude to an adaptable as well as inflatable part that could play out the depicted capacity. Capturing the bird at the right moment would enormously diminish the measure of time that the sent gadget or part hinders the wind stream into the motor.

Two shapes are imagined for the airbag structures. One would have a minaret shape that might actually avoid the bird and put it on a way around the nacelle, as opposed to through the motor. Another shape is like that of the notable Hershey's kiss treats drops, with level end pointing forward from the motor and the sharp end appended to the center

These mechanical sub-frameworks are expected to work on the advanced high-sidestep proportion turbofan fly motor; in any case, they could be utilized on the turbojet motor too. Furthermore, the frameworks are not restricted to utilize exclusively on a fly motor; there are other airplane types in which they can be used for insurance against sway from birds. In particular, they can be utilized to secure the uncovered, weak parts of a helicopter rotor framework against dangers presented by generally enormous birds and different articles.

The as of now portrayed frameworks are expected to resolve serious issues that have not been tended to by known airplane motor assurance frameworks. In those frameworks, ordinarily some kind of screen gadget is forever fastened before the motor. This causes

somewhere around two significant issues for any fly airplane motor: managing undesirable impacts made by the actual idea of the gadgets, such as ice arrangement, and disturbance of wind stream into the motor which thusly causes huge and inadmissible decrease in motor execution.

CLAIMS

1) According to claim1# the innovation is to a will be a robot bird flying controllability assessment framework and assessment technique and the assessment framework, a microchip B produces upgrade beat arrangements with progressively changed strength as per the preset standard, a chip An is responsible for GPS information examination and significant data record, the chip B helps out the chip An and the creation is the important test information assortment of a robot bird to be identified are finished in a coordinated way, the gathered information are handled through an information investigation arrangement of a PC prior to being changed over into a direction dependent on an electronic guide, if the robot bird has the flying controllability can decided based on the direction and the applicable data, and the assessment if the robot bird is qualified can be finished.

2) According to claim1,2# the innovation is to a far reaching assessment of the robot bird flying controllability can be understood, the earlier data needed by flight route can be obtained, the visual deficiency of ensuing flight route tests is decreased, a lot of invalid monotonous work is kept away from, the functioning effectiveness is improved enormously, and the robot bird reasonable advancement can be sped up.

3) According to claim1,2,3# the innovation is to the robot bird has a tremendous utilizing esteem. The innovation is a contrasted and the ground creature, the bird has a bigger dynamic space and quick speed, subsequently having a bigger application advantage clearly; the reasonable and potential application is extremely wide and an advanced fly motor delta security framework that ensures against huge birds and works independently, that is torpid in routine airplane tasks.

4) According to claim1,2,5# the innovation is to a consequently activates its defensive device(s) just at the quick mark of need, then, at that point returning it (them) to a non-meddling position, including a RADAR framework and a LIDAR framework which distinguish birds entering the planned flight way of the airplane, and quick PC carried out computational calculations that track and recognize those from the identified set that are (1) projected to enter a zone which would prompt ingestion by the motor, and (2) of a size huge enough that they would genuinely harm the motor whenever ingested.

5) According to claim1,2,4,6# the development is to a protective components housed in the motor nacelle cowling or focus center, or in the fuselage structure that are quickly incited in the blink of an eye prior to showing up at the focal point to safeguard, redirect, lessen the size of the moving toward bird to an OK mass, or obliterate it, and, that after the ingestion danger has passed, the gadgets are stowed/withdrawn or securely discarded.

REFERENCE

1. https://www.researchgate.net/publication/242655176_The_dynamic_modeling_of_a_bird_robot
2. https://www.researchgate.net/publication/254938471_CONTROL_OPTIMIZATION_OF_A_ROBOTIC_BIRD

3. <file:///C:/Users/Dr.%20B.%20K.%20Sarkar/Downloads/micromachines-10-00144.pdf>
4. [file:///C:/Users/Dr.%20B.%20K.%20Sarkar/Downloads/micromachines-10-00144%20\(2\).pdf](file:///C:/Users/Dr.%20B.%20K.%20Sarkar/Downloads/micromachines-10-00144%20(2).pdf)
5. https://www.festo.com/net/SupportPortal/Files/46270/Brosch_SmartBird_en_8s_RZ_110311_lo.pdf

INTELLIGENT COVID-19 DETECTION

B. Venkatesh Professor

Vardjaman College of Engineering, Hyderabad, India.

Ms. Priyanka

School of Management Abhilashi University

Abhilashi University,

Chail Chowk, Mandi, Himachal Pradesh 175045, India.

Mr. Sachin Raghav

School of Management Abhilashi University

Abhilashi University,

Chail Chowk, Mandi, Himachal Pradesh 175045, India.

ABSTRACT

Our Invention COVID-19 Detection, Spread Prevention and Medical Assistance Using Machine Learning is a Coronavirus was first found in December 2019 and has proceeded to quickly spread across nations overall tainting thousands and millions of individuals. The infection is lethal, and individuals who are experiencing earlier sicknesses or are more established than the age of 60 are at a higher danger of mortality. Medication and Healthcare businesses have flooded towards discovering a fix, and various approaches have been altered to alleviate the spread of the infection. While Machine Learning (ML) techniques have been broadly utilized in different areas, there is presently a popularity for ML-helped conclusion frameworks for screening, following, and anticipating the spread of COVID-19 and discovering a fix against it. In this innovation, we present an excursion of which job ML has played so far in fighting the infection, basically taking a gander at it from a screening, estimating, and immunization points of view. We present an extensive overview of the ML calculations and models that can be utilized on this undertaking and help with fighting the infection. Medication and Healthcare businesses have flooded towards discovering a fix, and various strategies have been corrected to relieve the spread of the infection. While Machine Learning (ML) techniques have been generally utilized in different spaces, there is presently a popularity for ML-helped analysis frameworks for screening, following, and anticipating the spread of COVID-19 and discovering a fix against it. In this invention, we present an excursion of which job ML has played so far in fighting the infection, fundamentally taking a gander at it from a screening, gauging, and antibody points of view. We present an exhaustive review of the ML calculations and models that can be utilized on this campaign and help with engaging the infection. Record Terms—COVID-19, Machine Learning, Artificial Intelligence, Healthcare, Drug Development, Prevention, Predictive Analysis, Diagnosis, Image Classification.

BACKGROUND

In December 2019, an original serious infectious respiratory condition Covid 2, which is a sort of Severe Acute Respiratory Syndrome (SARS-CoV-2) infection called COVID-19, was found in Wuhan, China. Coronavirus infection is airborne and can without

much of a stretch spread and contaminate individuals. As per the Centers for Disease Control and Prevention (CDC), the tainted individuals show a scope of indications like dry hack, windedness, weariness, losing the feeling of taste and smell, the runs, and clog Tainted patients can likewise introduce fever scenes. Surprisingly, a few patients who have gotten the infection probably won't show any of the previously mentioned side effects. They can feel totally ordinary conveying the infection and proceeding to spread the illness without knowing. As COVID-19 has a quick nature of spreading, the World Health Organization (WHO) proclaimed it as a worldwide pandemic in March 2020. At the hour of composing this invention (i.e., September 2020), the absolute number of affirmed COVID-19 cases overall was more than 32 million.

To handle this episode, researchers in various examination networks are looking for a wide assortment of PC helped frameworks like the Internet of Things Machine Learning (ML) or Deep Learning (DL) procedures. These innovations can be utilized for controlling the spread of the infection, distinguishing the infection, or in any event, planning and assembling an immunization or medication to battle it. There were two scourges in the past from the Covid family including Severe Acute Respiratory Syndrome (SARSCoV) and Middle Eastern Respiratory Syndrome (MERS).

SARS-CoV is a respiratory infection that was contagious from one individual to another and it was first distinguished in 2003. The infection had more than 8,000 affirmed cases overall during its course which influenced more than 26 nations MERS is likewise a respiratory infection with comparable side effects of SARS-CoV. ML, as a subset of Artificial Intelligence (AI), has shown a great deal of possibilities in numerous ventures. ML procedures can be customized to emulate human insight. For instance, in the medical services industry, ML procedures can be prepared and utilized towards clinical finding. ML models have been unfathomably prepared over a dataset comprising of clinical pictures like Computed Tomography (CT) Scan, Magnetic Resonance Imaging (MRI), peculiarities.

During past pandemics, ML procedures have been broadly carried out to help medical care experts for better activities in regards to the illnesses. For instance, a ML model that uses GPS innovation alongside distributed computing force and Google Maps to address conceivably contaminated patients and give an elective course to uninfected clients coming about in possibly moderating the spread. The model arrives at the characterization exactness of 80% in re-directing away from tainted patients. In another investigation, Choi et al. [30] utilized ML models for nostalgic investigation to survey public overcompensation showing up in media articles and web-based media stages.

This sort of inside and out investigation can quickly screen the public response. It can likewise help policymakers in making the right moves in diminishing trepidation and pain from general society in regards to MERS. ML has additionally been broadly utilized to further develop clinical dynamic in regards to the current COVID-19 pandemic. Specialists, utilizing ML calculations and grouping strategy, can figure the spread in regions. ML techniques for picture characterization are utilized by established researchers to help in diagnosing the dangerous infection. With the goal of discovering a

remedy for the infection, ML calculations are utilized to assess how reliable are off-the-counter medications might be utilized to help tainted patients.

The first Covids found on the planet were liable for respiratory and intestinal contaminations, of which by far most had a self-restricted course and drove generally to manifestations of normal virus. Be that as it may, they can ultimately form into genuine contaminations in bunches in danger (heart infections, diabetes, among others), in the old and furthermore in kids. Prior to the start of this current pandemic, two profoundly pathogenic Covid species (SARS and MERS) were portrayed and were liable for flare-ups of extreme intense respiratory conditions.

Concerning new (COVID-19) it was perceived as a causative specialist of pneumonia that prompts extreme intense respiratory disorder (SARS-CoV-2). One of its principle challenges is its quick bandwidth and, at times, movement to serious pneumonic conditions that have requested from the wellbeing framework a consideration and battle technique never found in the entire world. In Brazil, the assumption is to be of dramatic development, which is the reason there is a need to execute extreme measures to control populace course and counteraction. Because of the speed of transmission, in many nations, including Brazil, beginning phase preventive measures were not carried out, causing a blast of indicative cases, a large number of them serious, with delayed interest from tertiary wellbeing administrations.

Given this situation, the inescapable rise of an enormous unexpected of basically sick patients with COVID-19, with various guesses, made it essential to look for early demonstrative systems for better screening and therapy sufficiency for each situation. In this unique circumstance, even before affirmation of the contamination, evaluating for patients with respiratory indications is brought out through clinical examination and imaging tests like Chest Computed Tomography (CT).

In clinical assessment, the principle depicted manifestations of contamination are fever (88.5%), hack (68.6%), myalgia or weakness (35.8%), sputum (28, 2%) and dyspnea (21.9%). Different indications likewise depicted incorporate cerebral pain and tipsiness (12.1%), loose bowels (4.8%), queasiness and spewing (3.9%). Furthermore, some haematological changes were noticed: lymphocytopenia (64.5%), expanded C-responsive protein (CRP) (44.3%), expanded lactic dehydrogenase (DHL) (28.3%), and leukopenia (29, 4%). Chest CT is thinking about as the best imaging technique for appraisal of COVID-19, since customary radiography has low affectability, outstandingly in beginning phases. Regular discoveries portrayed in the writing incorporate ground-glass opacities (GGO) with a more fringe appropriation, related with septal thickening and solidifications, generally influencing various projections, albeit these discoveries can likewise be found in other viral pneumonias.

Along these lines, AI applied to symptomatic imaging can empower the improvement of apparatuses that can normalize the determination and give potential discoveries reminiscent of the presence of the infection, its seriousness, and accordingly its guess.

Since the start of the pandemic, because of its crisis, a few examinations opened up to attempt to foresee most noticeably terrible results. Fundamental conceivable danger factors were assessed in review examines. A large portion of these investigations show old age, weight and other comorbidities (diabetes, serious asthma and other respiratory sicknesses, heart, liver, neurological and kidney infections and immune system illnesses) as the principle players for a most noticeably terrible result.

AI has been utilized by a developing number of studies in this situation and in other wellbeing related fields, going from assisting with analysis until giving more vigorous proof to asset distribution upheld that further examinations are need to show all the capability of this apparatus in clinical practice. The significant benefit of utilizing AI is that we can join various factors (segment and clinical information, lab examines and imaging) in a huge scope, with diminished paces of misdiagnosis and having the option to give productive bits of knowledge in a few parts of the sickness. In our convention, we will extrapolate the current craftsmanship by

1. The acquiring information from many patients hospitalized in nine distinctive private and public foundations in Brazil
2. The remove the human blunder and the high between rater concession to the assessment of chest CTs,
3. The predict the likelihood of various results (Time to clinic release; length of stay in the ICU; orotracheal intubation because of intense respiratory disappointment; improvement of intense respiratory uneasiness disorder, and furthermore other optional results that will be portrayed later in this convention).

OBJECTIVES

1. The objective of the invention is to provide a assess potential changes in Chest CT, through a score, that propose a more terrible anticipation in patients with COVID-19, and to distinguish designs corresponded with more awful clinical turns of events, to direct, in the forthcoming unfurling of the investigation, the assessment of prognostic markers emerging computerized examinations of Chest CT and add to focusing on treatment as indicated by seriousness (oro-tracheal intubation, hospitalization).
2. The other objective of the invention is to provide a information base with clinical pictures and their individual anonymized reports for CT methodology, in various transform utilitarian changes, in patients with intense respiratory disorders.
3. The other objective of the invention is to provide a Evaluate the exhibition of AI calculations in this information for undertakings like grouping, division, picture enrollment and understanding of reports.
4. The other objective of the invention is to provide a Evaluate the effect of the utilization of these models on clinical act of imaging experts.

SUMMARY

Materials and methods

We will direct a reflectively longitudinal multicentre study (9 Institutions) with something like 160 patients hospitalized from March to May 2020 because of clinical signs and manifestations of intense respiratory condition. This investigation was supported by our National Ethics committee and endorsed across each taking part place's morals advisory group (Universidade Federal do Rio de Janeiro, Universidade do Estado do Rio de Janeiro, Universidade Federal de São Paulo, Hospital 9 de julho, Hospital São Lucas, Hospital Santa Paula, Hospital Alemão Oswaldo Cruz). CONEP is the focal morals panel. We mentioned waiver of the agree structure because of the review study plan.

Study populace

Qualified patients for the examination should meet the accompanying attributes will be considered qualified for the investigation:

1. Signs and side effects of intense respiratory s
2. Syndrome
3. Positive epidemiological history for COVID-19, which might incorporate ongoing contact (most recent 14 days) with an affirmed or suspected case, late excursion (most recent 14 days) to a high-occurrence area, or show of indications after the beginning of the local area transmission period of SARS-CoV-2 (after 3/20/2020) when the date of hospitalization.
4. Have performed, when suggestive, a chest processed tomography.

Clinical Imaging

Diagnosing COVID-19 is quite possibly the main pieces of managing the sickness. Because of low access and high chance of bogus adverse outcomes to the RT-PCR packs, there is a fundamental requirement for utilizing different methodologies, for example, clinical pictures examination for exact and dependable screening and conclusion in COVID-19. As a general rule, dissecting clinical imaging modalities, for example, chest X-beam and CT-Scan have key commitments in affirming the conclusion of COVID-19 just as screening the movement of the illness. Distinctive ML methods that fuse X-beam and CT-Scan picture preparing approaches could help doctors and medical services experts as a superior way for finding and comprehension of the movement of the COVID-19 illness.

1) X-beam: During this pandemic, chest imaging can be a significant piece of the COVID-19 in beginning phase of recognition. Arranging patients quickly is what is generally anticipated from these methodologies. Inside the order of clinical imaging, Chest X-Ray (CXR) was prescribed to be executed as the primary clinical imaging in regards to COVID-19 by the Italian Society of Radiology (SIRM.). CXR has an affectability of 67.1% which can be first executed in quite a while incorporating helping radiologists with better COVID-19 cases recognizable proof and quick treatment allocating to the patient. Moreover, CXR is cheap and secure in light of limiting the

danger of defilement which makes a more secure working environment for medical services labourers also.

To diminish the measure of work by radiologists, ML procedures can be relegated to arrange patients concerning COVID-19. To do that, specialists are generally centered around the ML arrangement models like Support Vector Machine (SVM), Convolutional Neural Networks (CNN), DL. One methodology executed X-Ray to arrange the lung injuries (brought about by COVID-19) with Multi-Level Threshold (MT) cycle and SVM model.

Inside this model, initially, the lung picture difference will be improved. Besides, the picture will be diminished into explicit segments (utilizing MT) to keep away from duplication of work on uninfected regions. Ultimately, the SVM model characterizes the areas of the lung concerning the predefined solid lungs. The fostered a stage utilizing an assortment of Deep Convolutional Neural Networks (DCNN) models characterizing inside the SVM with two unique datasets to recognize COVID-19 cases dependent on the connected CRX picture. The proposed a DCNN model utilizing the information assembled from two emergency clinics in Italy to addresses the significance of AI in the identification of COVID-19. The prepared ML models over an enormous viral pneumonia dataset of CXR pictures to identify inconsistencies. They tried their model on a totally unique dataset that has COVID-19 CXR pictures.

This is done as one of the side effects of COVID-19 can be pneumonia. The outcomes are amazing as the model performs well when tried on the COVID-19 dataset with the Area Under the Curve (AUC) of 83.61%. It is considerably more amazing as the model was prepared on an alternate dataset but performed well. Likewise, used COVIDx dataset, an openly accessible dataset comprises of COVID-19, pneumonia and non-COVID-19 pneumonia related X-beam pictures. The creators utilized this information to prepare their model for recognition of COVID-19, the Deep Neural Network (DNN) is alluded to as COVID-Net appearance encouraging outcomes in diagnosing contaminated patients. utilized exchange learning approaches like element extraction and calibrating of CNN based models and prepared and tried over comparable datasets accomplishing a forecast exactness up to practically 98%.

They showed that executing move learning can have a huge improvement in outcomes. Most ML classifiers are prepared and tried to accomplish high expectation exactness of COVID-19; in any case, evaluate the vulnerability that could exist by utilizing such classifiers as an essential mechanism of conclusion. A way to deal with approve the ML expectation of conclusion in CXR pictures was evaluated. It took advantage of a Bayesian Deep Learning classifier to assess the model vulnerability. The outcome examination shows a solid relationship amongst vulnerability and precision of expectation, which implies that the higher the vulnerability result, the more dependable the forecast exactness.

Chatbots

PC programs created to speak with people by embracing normal dialects are called chatbots. A chatbot fundamentally can speak with various clients and produce

appropriate reactions to those client's dependent on their bits of feedbacks. As of late, the COVID-19 pandemic has prompted constructing diverse chatbots as opposed to utilizing hotlines as a specialized technique. This will decrease medical clinic visits and increment the proficiency of conveying. By and large, chatbots are executed to give an online discussion the client by one or the other content or voice shows on web applications, cell phone applications, channels, and This discussion can assist the client with having a superior comprehension of their circumstance and gives a few clues to clients so the person can make legitimate strides. Chatbots are generally considered as extraordinary compared to other fit to screen patients distantly without com.

The benefits of them incorporate rapidly refreshing data, tediously uplifting new practices like washing hands, and helping with mental help because of the pressure brought about by separation and falsehood. The ML-based chatbots are improved during the preparation methodology and utilizing more information makes this methodology more solid. During the COVID-19 pandemic, chatbots are standing out enough to be noticed to give more insights concerning COVID-19 in various stages. A wide assortment of chatbots with various dialects have been carried out to help patients at the beginning phase of COVID-19. "Aapka Chkitsak", an AI-based chatbot created by in India, helps patients with far off meeting in regards to their wellbeing data, and medicines.

The new Covid, which started to be called SARS-CoV-2, is a solitary abandoned RNA beta Covid, at first recognized in Wuhan (Hubei area, China) and right now spreading across six landmasses making a significant mischief patient, with no particular instruments as of recently to give prognostic results. Consequently, the point of this investigation is to assess potential discoveries on chest CT of patients with signs and manifestations of respiratory disorders and positive epidemiological variables for COVID-19 contamination and to associate them with the course of the sickness. In this sense, it is additionally expected to foster explicit AI calculation for this reason, through aspiratory division, which can foresee conceivable prognostic elements, through more exact outcomes.

Our elective theory is that the AI model dependent on clinical, radiological and epidemiological information will actually want to foresee the seriousness forecast of patients contaminated with COVID-19. We will play out a multicenter review longitudinal examination to acquire countless cases in a brief timeframe, for better investigation approval. Our comfort test (something like 20 cases for every result) will be gathered in each middle thinking about the consideration and rejection standards. We will assess patients who enter the medical clinic with clinical signs and side effects of intense respiratory condition, from March to May 2020.

We will incorporate people with signs and manifestations of intense respiratory condition, with positive epidemiological history for COVID-19, who have played out a chest processed tomography. We will evaluate chest CT of these patients and to connect them with the course of the sickness. Essential results:

- 1) Time to emergency clinic release;
- 2) Length of stay in the ICU;
- 3) orotracheal intubation;
- 4) Development of Acute Respiratory Discomfort Syndrome. Auxiliary results:
 - 1) Sepsis;
 - 2) Hypotension or cardiocirculatory brokenness requiring the solution of vasopressors or inotropes;
 - 3) Coagulopathy;
 - 4) Acute Myocardial Infarction;
 - 5) Acute Renal Insufficiency;
- 6) Death. We will utilize the AUC and F1-score of these calculations as the fundamental measurements, and we desire to recognize calculations fit for summing up their outcomes for each predetermined essential and optional result.

DIAGRAM

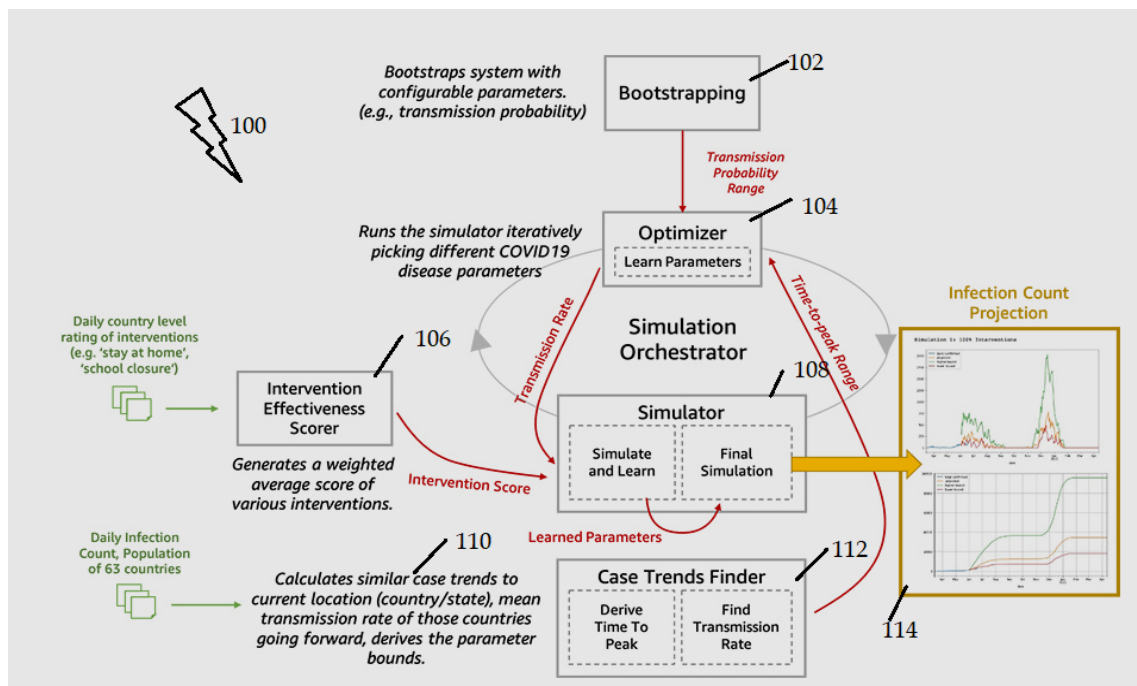


Fig.1: COVID-19 Detection, Spread Prevention and Medical Assistance Using Machine Learning Flow Chart.



Fig.2: COVID-19 Detection, Spread Prevention and Medical Assistance Using Machine Learning Block Diagram.

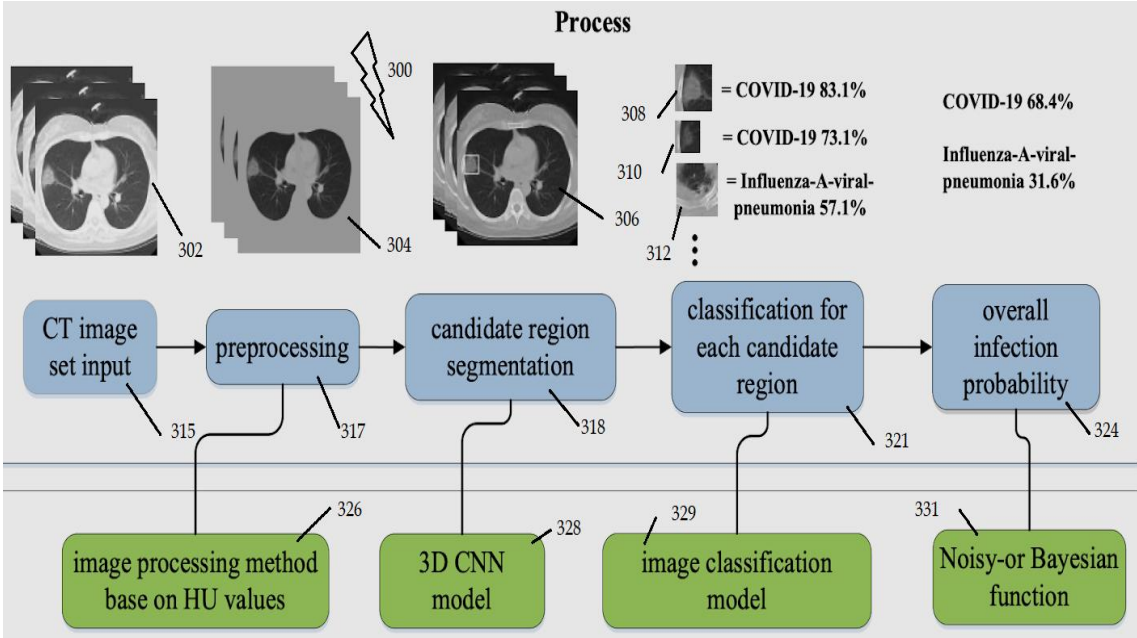


Fig.3: COVID-19 Detection, Spread Prevention and Medical Assistance Using Machine Learning

DESCRIPTION

Artificial Intelligence of Things (AIoT)

As a rule, uses of the Internet of Things (IoT) and AI can help organizations with measure mechanization which would diminish the contacts of people because of the lower number of individuals required. During the COVID-19 pandemic, AI and IoT are standing out enough to be noticed in the medical care space where screening and distinguishing systems should be possible all the more securely. Warm imaging and social distance observing are two primary capacities that are mostly thought to be in the screening period of COVID-19. Truth be told, the points of those gadgets are high-

temperature discovery, face veil screening, and distance controlling that are talked about in the coming areas.

Warm Imaging:

concerning the IoT warm screening applications, AI can aid this region by carrying out proper calculations. SmartX, a warm screening gadget utilizing infrared warm imaging and AI face acknowledgment makes separating swarm structures or doorways more effective (see Figure 3). The gadget catches a guest's temperature and furthermore checks whether the person in question is wearing a face veil.

Social Distance Monitoring:

Regarding the need of rehearsing social removing utilizing IoT gadgets, AI can carry out a mechanized screening utilizing PC vision techniques. An occurrence of such a gadget is RayVision which guarantees social separating and face veil wearing rules are continued in the group. By utilizing the PC vision methods, it can screen individuals with a live stream on its particular dashboard which permits cautioning the experts if there should arise an occurrence of any standard breaking.

The Similarly, Landing AI is another AI-based innovation which can recognize social removing infringement continuously. Also, a friend investigated research executed an Unmanned Aerial Vehicle (UAV) or a robot with the ML application in light of the requirement for keeping social separation in swarms. Curiously, veils will be given. Signs, Preventing the Spread Obtaining early-cautioning finishes invention work for a flare-up of a plague could truly help towards easing back and moderating the spread of the infection. It additionally can urge social orders to take important prudent steps. In this segment, we audit the early-cautioning signs that were made conceivable utilizing the ML innovation.

The World Health Organization (WHO) offered expressions about COVID-19 being an expected episode on the ninth of January 2020. There were AI organizations like BlueDot and Metabiota that had the option to foresee the episode considerably prior. BlueDot centers around spotting and anticipating flare-ups of irresistible sicknesses utilizing its exclusive strategies and apparatuses. They use ML and NLP strategies to channel and center the danger of spreading an infection. Utilizing the information from nearby news reports of initial not many associated cases with COVID-19, authentic information on creature infection flare-ups, and carrier ticket data, they were then ready to utilize their apparatus to anticipate an unmistakable flare-up happening inside approaching urban communities and different districts of China.

BlueDot had cautioned its customers about the episode on the 31st December 2019, longer than seven days before the WHO offered any expressions about it. Also, Metabiota utilized their ML calculations and Big Data to anticipate flare-ups and spreads of illnesses, and occasion seriousness. They utilized their innovation and flight information to foresee that there will be a COVID-19 flare-up in nations like Japan, Thailand, Taiwan, and South Korea.

Contact Tracing

of the significant methodologies for forestalling the spread of the infection is following the affirmed instances of COVID-19 due to the expected spread of the infection through beads by hacks, wheeze, or talking. It is suggested that not just individuals who have a positive COVID-19 test, yet additionally the ones who had been in close contact with the affirmed cases to be isolated for 14 days. contact following applications are applied all around the world for this reason with various techniques. Fundamentally, it begins after the analysis interaction on the grounds that the identified case should be followed. In particular, after the information is gathered by those applications, ML and AI procedures will begin examining for finding additionally spread of the sickness.

Albeit the contact following applications could be profoundly useful during the pandemic, protection issues can bring high concerns with respect to the reconnaissance of people by certain legislatures because of immense measure of the gathered information. Utilizing the computerized impression information furnished by the applications alongside ML innovation could permit clients to recognize contaminated patients and implement social removing measures.

Estimating

Estimating scourges fixates on following and foreseeing the spread of irresistible sicknesses and infections. During a pandemic, anticipating techniques and models can be prepared on epidemiological related information to give an expected number of contaminated cases, examples of spread that can give medical care labourers direction on the best way to get ready suitably for an episode. Beforehand measurable gauging device, for example, Susceptible, Infected, recovered models (SIR Models) have been utilized to decide the spread of a sickness through the populace. Recently, with the COVID-19 pandemic.

Online Media Analysis Social:

media has become a stage where individuals share pictures, surveys, posts, and trade stories. A famous online media stage where individuals might get and get to news is Twitter. Its clients can approve live cautions and acquire data straightforwardly through the cell phone application. This is conceivable as significant media sources, government bodies, public venues, and so on, all have accounts that they use to share reports on Twitter. Clients can likewise utilize the stage to share their own encounters by means of tweets.

Understanding the Virus

Breaking down the genomics and proteomics attributes of a viral sickness is a significant advance to battle the infection. Researchers have been contemplating the virology of COVID-19 which can give the physical and substance properties, cell section and receptor connection, and the general biology and the genomics of the infection. A genome is the finished hereditary data that gives the design of an infection and knowing the genome for COVID-19 can help in better understanding the contagiousness and irresistibility of the infection [186]. The investigation of proteomics is knowing the proteins of an organic entity.

Recognizing the proteins of COVID-19 would permit a superior comprehension of the general protein structure and find how the proteins would communicate with the medications. Over late years, there have been noteworthy progressions by researchers in interdisciplinary fields of bioinformatics and computational medication and ML methods have shown significant translation towards deciding genomics and protein designs of different infections. In this segment, we center around COVID-19 and talk about the ML methods that have been carried out with respect to the exploration of deciphering the genomics and proteomics of that.

Medication and Vaccine Development

As COVID-19 cases keep on rising quantities of both the tainted cases and the loss of life, it has become an earnest need to find a medication that could moderate these numbers from expanding any further. ML procedures can be utilized to dissect how medications respond to the viral proteins of COVID-19. We have effectively seen ML strategies and procedures like SVM and Bayesian Classifiers being utilized for drug disclosure and repurposing [198]. In this segment we survey the ML studies and exploration that had been done about finding the new medications or repurposing the right now supported FDA ones. We likewise audit the ML research that has been finished in regards to the antibody advancement.

Drug Development and Repurposing:

An exploratory methodology of deciding if monetarily accessible antiviral medications can treat or help towards diminishing the seriousness of COVID-19 tainted patients was introduced. They utilized a pre-prepared ML learning model called Molecule Transformer-Drug Target Interaction (MT-DTI), a connection expectation model, to anticipate the limiting liking between COVID-19 tainted proteins and mixtures. The goal of their examination was to recognize potential FDA endorsed drugs that might control the proteins of COVID-19. MT-DTI is equipped for foreseeing the substance successions and amino corrosive arrangements of an objective protein without the entire construction data. This is useful to use as there was restricted information on the general construction of viral proteins of COVID-19 at first. Concerning advantage, the creators utilized the MT-DTI model to foresee restricting affinities of 3,410 FD-Approved medications.

Also, utilized exclusive DL methods with the end goal of medication disclosure. They utilized their model to assess how FDA and European Medicines Agency (EMA) endorsed medications and mixtures would influence human cells, dissecting more than 1,660 medications.

Immunization Development:

When an infection begins to spread and transform into a worldwide pandemic, there is a tiny shot at halting it without an immunization. That stands valid for COVID-19 also. Verifiably, inoculation has been the answer for control or slow the spread of a viral disease. It is basic to have an antibody created to give resistance against COVID-19 and stop this pandemic. Up until now, the exploration for antibody advancement of COVID-

19 is committed with three unique kinds of vaccines. The Whole Virus Vaccine addresses a traditional system for the improvement of inoculations of viral sickness. Subunit Vaccine depends on separating the insusceptible reaction against the S-spike protein for COVID-19. This will abstain it from docking it with the hosts receptor protein. The Nucleic Acid Vaccine delivers a defensive immunological reaction to battle against the infection by.

CLAIMS

1. While Machine Learning (ML) techniques have been broadly utilized in different areas, there is presently a popularity for ML-helped conclusion frameworks for screening, following, and anticipating the spread of COVID-19 and discovering a fix against it. In this innovation, we present an excursion of which job ML has played so far in fighting the infection, basically taking a gander at it from a screening, estimating, and immunization points of view. We present an extensive overview of the ML calculations and models that can be utilized on this undertaking and help with fighting the infection. Medication and Healthcare businesses have flooded towards discovering a fix, and various strategies have been corrected to relieve the spread of the infection. While Machine Learning (ML) techniques have been generally utilized in different spaces, there is presently a popularity for ML-helped analysis frameworks for screening, following, and anticipating the spread of COVID-19 and discovering a fix against it. In this invention, we present an excursion of which job ML has played so far in fighting the infection, fundamentally taking a gander at it from a screening, gauging, and antibody points of view. We present an exhaustive review of the ML calculations and models that can be utilized on this campaign and help with engaging the infection. Record Terms—COVID-19, Machine Learning, Artificial Intelligence, Healthcare, Drug Development, Prevention, Predictive Analysis, Diagnosis, Image Classification.
2. According to claim1# the invention is to a While Machine Learning (ML) techniques have been broadly utilized in different areas, there is presently a popularity for ML-helped conclusion frameworks for screening, following, and anticipating the spread of COVID-19 and discovering a fix against it. In this innovation, we present an excursion of which job ML has played so far in fighting the infection, basically taking a gander at it from a screening, estimating, and immunization points of view.
3. According to claim1,2 # the invention is to a present an extensive overview of the ML calculations and models that can be utilized on this undertaking and help with fighting the infection. Medication and Healthcare businesses have flooded towards discovering a fix, and various strategies have been corrected to relieve the spread of the infection. While Machine Learning (ML) techniques have been generally utilized in different spaces, there is presently a popularity for ML-helped analysis frameworks for screening, following, and anticipating the spread of COVID-19 and discovering a fix against it.
4. According to claim1,2,3# the invention is to a we present an excursion of which job ML has played so far in fighting the infection, fundamentally taking a gander at it from a screening, gauging, and antibody points of view. We present an exhaustive review of the ML calculations and models that can be utilized on this campaign and help with engaging the infection. Record Terms—COVID-19, Machine Learning, Artificial

Intelligence, Healthcare, Drug Development, Prevention, Predictive Analysis, Diagnosis, Image Classification.

REFERENCE

1. <https://www.nature.com> › nature communications › articles
2. <https://pubs.rsna.org> › doi › pdf › radiol.2020200905
3. <https://www.drdo.gov.in> › ai-based-intelligent-covid-19
4. <https://journals.plos.org> › plosone › article › journal.po
5. <https://www.ncbi.nlm.nih.gov> › articles › PMC8071762

MACHINE LEARNING AND DEEP LEARNING (HEALTH CARE)

Nalavala Ramanjaneya Reddy

Associate Professor

CSE Department

KSRM College of Engineering (Autonomous), Kadapa, Andhra Pradesh.

nalavala.ramanji@gmail.com

Ms. Priyanka

School of Management Abhilashi University

Abhilashi University,

Chail Chowk, Mandi, Himachal Pradesh 175045, India.

Mr. Sachin Raghav

School of Management Abhilashi University

Abhilashi University,

Chail Chowk, Mandi, Himachal Pradesh 175045, India.

ABSTRACT

Exabyte of pet bytes (or Exabyte of gigabytes) scale information to open up in various organizations and measurements. Given the complex and time-touchy wellbeing executions, 5G gadgets need broad finish to-to-end, edge, or highlight to-point delay, and different components, or attributes to be streamlined. the improvement of new advancements Device-explicit upgrades of 5G systems administration being right now are being acquainted with tackle different wellbeing explicit innovations like the Internet of Things (IoT) to give profoundly customized medicines, while the more extensive arrangement of wise organizations regularly tries to interface unique populaces like the IoT organizations and IoT gadgets for pervasive medical services applications that request explicit quality and expanding cell and region infiltration. Inside the setting of this examination, we talk about current 5G IoT-related issues like versatility, effectiveness, execution, openness, gadget and advancement, we tackle less energy use, adaptability, gadget accessibility, and battery life, alongside more-permitting gadgets to be gotten to, ease of use, and insurance are settled. Under AI, we have been attempting to grow the current admonition so such analytic medical services substances and way of life propensities can be represented and find more productive future therapies for by exploring data and automatable use situations identified with these elements.

BACKGROUND

Symptomatic instruments further develop the general medical care by conveying basic data to the appropriate people in real conditions. The general objective of powerful medical care is to make it simpler for the patient to get information about their findings and the best strategy for settling them. Through understanding the numerous parts of medical care, patients are engaged to react properly in case of intense disease. It urges medical services experts to broaden their practices by allowing a more worldwide far off turn upward to guarantee investment funds and empowers more savvy therapies for their patients through permitting the utilization of more current mechanical developments; a far reaching medical services foundation is expected to guarantee individuals have the wellbeing therapy they need. Aside from actual wellness, one of the basic objective is expanding medical care uses is to a push ahead by-regardless of step early analysis. As

another model, the IoT area, this is anticipated to be worth 158.1 billion out of 2022, individual medical care the executives with the Internet of Things.

The Internet of Things will prompt a progress in medical care and lower the expense of clinical gear. IoT will acquire considerable use because of the sending would happen on account of 5G organizations. 5G organizations are set to be progressively well known for emergency clinics, clinical offices, and medical care suppliers. This is the fifth influx of versatile organization (5G). There are three ages of organizations following the primary 2G, 3G, 3G, and 4G organization. Another sort of organization has been fostered that interfaces basically all and everything to each other, making it conceivable to consolidate the mechanical and the actual domains. Regularly called multi Gig hertz remote innovation, which is promoted as having the option to give the Gbps, ultra-hertz transfer speed, colossal force, and consistency for customers, just as generous and generally development in speed for the organization utilization for clients. Expanded creation and expanded usefulness empower new industry areas to do what they already couldn't and help them to do all alone.

Applications that incorporate availability like public security and government utilities, and transportation, just as brilliant gadget portability for clinical and wellbeing checking, and enormous information are on 5G through and the colossal IoT. Albeit 5G is worked to have the ability to give different organizations over the long haul, it should be extended to be made adaptable to oblige the administrations that we don't yet perceive.

Upgraded portable broadband

As well as making our more brilliant telephones more productive, 5G will empower an expansion, all things considered, inundation encounters like VR and AR, higher information speeds, and less-per-second execution, it will take into account a decline in dormancy.

Those fundamental for achieving the mission

No new help has arisen as an industry relies so vigorously upon high on super solid, broadly open, low-idleness associations as doing as such with the 5G-empowered arrangement.

Quickly growing Internet of Things

The adaptability and versatility of 5G innovation was expected to assist with diminishing information speeds, asset use, and openness costs for almost whatever is introduced in a wide scope of articles in the organization, taking into consideration exceptionally productive and adaptable, however savvy, arrangements. With the multiplication of remote foundation, brilliant regulators, and keen gadgets, various enterprises are depending on disseminated machine-to-machine (M2M) conditions and web of things (IoT) for working on functional productivity.

Existing M2M organizations require various regulators and heterogeneous equipment/correspondence interfaces to interface the M2M sensors to their particular focal units to get measure and send information. In any actual climate, the sent M2M/IoT stage gathers organized and unstructured information and an assortment of related and

inconsequential never-ending occasions which are handled by at least one hubs relying upon its physical and useful capacities.

The regulators and interfacing M2M gadgets generally have pre-taken care of programming that takes into account determined circumstances and where the runtime works on a proper arrangement of rules/rationale inside its limit of tasks. Because of the imperatives of preparing and correspondence limit, any single hub with preloaded underlying knowledge will have restricted extension to associate and total crude occasions, create situational mindfulness and make brief moves to deal with the problematic functional climate of a M2M/IoT environment. These frameworks have restricted capacity to use machine knowledge and cooperative learning inside a predefined framework limit. The cognizance interaction in these frameworks is for the most part bound to information mining and in view of restricted pre-taken care of knowledge.

As specialists have done in the course of the most recent couple of years, record and patient's experience data is held for a few ages. With patients who decide to utilize the investigation, the records would have been kept in an office place so they may see it. the issue with communicating clinical notes to the primary second anybody sees a patient to another specialist is that it is a mix-up Once the patient's records had been shipped off the new doctor, which will be accomplished through reflecting and movement. Lamentably, duplicates can't be delivered and at this point don't move, on the grounds that there would be nothing else of the asset.

It has been set up that electronic checking for medical services suppliers and their patients to assist individuals with bettering screen their wellbeing and cling to therapy plans It is regularly when medical services associations apply such predictable practices, are in any event, while moving them to another association, frequently unintentionally, that information might be ported.

Normally, there are a few classified records situated in workplaces that are private, including emergency clinics, army installations, and outsider safety net provider offices that can't be found by the patient's present specialist or advisor. Albeit this data is unquestionably essential to patients, all things considered, it very well might be scattered to the doctors, centers, and everybody in a question of crisis as I in a period of critical clinical scarcity, for I have thirty wellbeing organizations to work with, there isn't an approach to send it to the overall population and to such gatherings as that as effectively as this to the current establishments.

As this assignment of making clinical data all the more broadly accessible has been cultivated, admittance to it will be altogether streamlined. Notwithstanding all the should be distant from everyone else, being overlooked, unfortunately, permitting autonomous individuals the ordinary chance to utilize the innovation, just as protected people to see clinical records is an issue we actually need to confront. Patients may be in a difficult situation when endeavoring to track down their clinical data, on the grounds that the records are generally put away in a facility, and not in every case close by.

However, by and large, the vast majority of the records stay at the center or medical clinic where a patient's fundamental doctor or attendant specialist is found. The people who travel excessively far from their center for treatment is by all accounts unconscious

of this material, nonetheless, regularly track down that the greater part of it is on record or not carefully accessible.

OBJECTIVES

1. The target of the innovation is to a doing is moving from a conventional expert and emergency unit a scattered clinic, and there are numerous advances in transit that are empowering this transformation of "from the base up". The machine's innovation starting today, 5G and other systems administration gadgets are in medical care, 5G frameworks are generally being used for getting to medical services offices of the learned person, and patient administration advancements are headed to advance.

2. The other target of the innovation is to a Due to the expected expansion in the volume of information created by present day approaches like modernized medical services, virtual medical care, and other required applications, we ought to expect a gigantic piles of Exabyte of pet bytes (or Exabyte of gigabytes) scale information to open up in various configurations and measurements. Given the complex and time-delicate wellbeing executions, 5G gadgets need broad finish to-to-end, edge, or highlight to-point delay, and different components, or attributes to be streamlined.

3. The other target of the creation is to a the improvement of new advances Device-explicit upgrades of 5G systems administration being as of now are being acquainted with tackle different wellbeing explicit advances like the Internet of Things (IoT) to give exceptionally customized medicines, while the more extensive sending of savvy networks regularly tries to connect unique populaces like the IoT organizations and IoT gadgets for omnipresent medical services applications that request explicit quality and expanding cell and region infiltration.

4. The other target of the innovation is to a Within the setting of this investigation, we talk about current 5G IoT-related issues like adaptability, productivity, execution, openness, gadget and streamlining, we tackle less energy use, versatility, gadget accessibility, and battery life, alongside more-permitting gadgets to be gotten to, convenience, and insurance are settled. Under AI, we have been attempting to grow the current admonition with the goal that such analytic medical services elements and way of life propensities can be represented and find more proficient future therapies for by investigating data and automatable use situations identified with these elements.

SUMMARY

A short synopsis of parts and explicit subtleties of the capacity to follow: (A primer definition or not many of many complete ideas canvassed in the extensive extra text) the text is organized so as to exclude a serious investigation of anything in the psyche, however rather centers around different objectives and thought processes. The ensuing audit isn't planned to contain something past of the scope of examination, nor is it expected to have any sort of effect.

As indicated by an excellent element, the straightforwardness, the structure is described by a capacity for substantial and constant or close fundamental choice help for incorporated M2M and IoT applications. The intellectual insight stage has a one of a kind equipment, programming, and correspondence plan that reproduces the underlying and functional model of a concentrated sensory system or neural organization of vertebrates, like the human sensory system, through common versatile communitarian learning,

versatile information sharing, continuing and applying steady information logically, and self-change through common sharing of liabilities.

It depends on a unique run-time that can resolve the setting of a changing physical and functional climate through communitarian activities which keep on developing over the long haul. The framework can self-change the whole biological system to adjust to changing conditions and serve constant functional effectiveness.

As indicated by another excellent perspective, the stage configuration assigns functional abilities, conditions and progressions to deal with occasions, execute tasks and convey upholds. The intellectual insight stage has three legitimate handling layers—edge regulators (EC), terminal aggregators (TA), and a wise assistance the executives center (ISM or Hub). The edge regulators go about as receptors for explicit activities. They recover the crude occasions from the actual climate and broadcast them to friends and terminal aggregators to help setting explicit activities.

The terminal aggregators direct and support the activity control and information dissemination for edge regulators, and work with cooperation in or close to ongoing across the layers on a level plane and in an upward direction. They are associated with different TAs and ECs for data trade. They are additionally associated with the ISM for trade of orders and functional information. The Intelligent Service Management Hub screens activities and utilizations complex measurable and AI strategies and calculations to determine situational needs and update rules for subsystems on the fly. The Hub might be sent in at least one workers.

As per one part of the exposure, the unique run-time conduct of the revealed stage is cultivated in two stages—every hub has an essential degree of insight and rules to handle content, information, occasions, and work together with different hubs. Also, the pecking order of layers permits the stage to total the learning at each even out and change the obligations. The unveiled intellectual stage decouples the principles from the processors, the undertakings from the work process subroutines/specialists, and agents the preparing of the knowledge into the coherent layers to have independence in choice help and adjust changes consequentially.

The specialists can rearrange themselves inside the runtime climate to work on functional independence across the layers. The specialists might get across the preparing layers depending on the situation relying upon the capacities of the specialist and the prerequisites of the framework. The development or organization of the specialists is worked with by the runtime to work on the continuous execution. The development or sending of the specialists might be dynamic or manual.

Every one of the layers have uniform equipment and programming design so the framework can convey the specialists, update rule motors, and interpret the changing runtime semantics into an extremely durable functional climate. All hubs, including regulators, aggregators and ISM workers, are preloaded with least programming (specialists, rules motor, and occasion transport structures) and the ISM has a vault of specialists. Inside the associated climate, every specialist sends ongoing notices to its friends and manager layers to look for help to deal with exemption conditions.

The reaction from the supporting hubs is a prompt activity or potentially change in the handling rules or learning examples to help the conditions just as conveying any extra

specialists to follow up on those circumstances. The stage engineering upholds the framework to characterize the need and request of such changes.

As indicated by one more part of the divulgence, the unveiled intellectual stage has a collective runtime climate where every hub is a member. This backings common learning and sharing and results in new information for the framework. This permits the framework to survey, resolve and cycle the specific circumstance and content progressively and convey changed activities and administrations in segregation and additionally as a team with different hubs and give continuous functional knowledge. Consequently, the conveyed stage develops the information on the stage and helps the framework acquire independence by improving situational mindfulness and decentralized dynamic capacities over the long run.

As given in the methodology and program as per one illustration of the current advancement, techniques and frameworks are accommodated permitting the patient to give or overseeing medical services specialist admittance to the patient's clinical record. Another valuable, smaller, straightforward, and easy to utilize highlight controlled gadget for putting away, overseeing, and putting away wellbeing records can be given.

As per another understanding, there is a framework, there is a wellspring of clinical data, a beginning of clinical information for the customer, just as at a data set for which man-made consciousness (AI) included; then, at that point either or a greater amount of these substances is associated with each method for delight information utilizing a man-made reasoning (AI) part, which is utilized to break down the individual information, perceive no less than one worry that should be dealt with by the doctor, and either made development on by an autonomous occasion, or by an element allowed authority given to the patient. data that distinguishes something like one client, unquestionably somewhat through a patient's name or extraordinary identifier may be made accessible to the next This framework is outfitted with essentially with one accessible ongoing, and without a doubt another association that utilizes the Health Level 7 convention.

One may take a gander at the extension part, the annoyance hypothesis component, or both: the articulation and the definition. the basic suspicions of AI historical background can likewise include a symptomatic convention; a treatment convention; and a derivation motor. It is conceivable that the AI computation part might create the methodology for acquiring the treatment and/seeking after the treatment from somewhere around one clinical wellspring of information.

Somewhere around one of a reasonable, conceivable, presumably life, clinically huge, or significant medication communications, a plausible impact, drug poisonousness, or realized hypersensitivity was recognized; preceding a patient appraisal, ID of an issue, there are probably going to be potential or conceivable huge effects; prior to arriving at a decision on clinical therapy, one should seriously mull over if present; prior to leading a clinical examination, a clinical trial was proposed by the AI; and control medicine by the chance of harmfulness was distinguished by the clinical AI; and during clinical assessment, suggestions, doctors proposed a test was made by patients for medicines or for drug tests.

Somewhere around one of the sorts of the AI instruments that the specialist may envision is: fluffy rationale, which is frequently viewed as the delicate; man-made consciousness

(regularly alluded to as delicate or machine); a degree of information (a mechanized type of a book of information, a. especially fake information); a choice emotionally supportive network (particularly fluffy rationale based, softbot, or some type of programming computerization). It can additionally give an information motor to coordinate, document, alter, save, organization, and interaction clinical information from the individual information and the information.

Moreover, there is something like one: An essential kind of clinical aide; A continuous program that is done by the medical services administrative board that is determined by rules called a Condition; or rule that are ordinarily used to treat or help a clinical issue that is utilized as one sort of an administrative board wellbeing; Or by numerous other wellbeing guides, the guideline framework utilizes Codes like ICD-9 and CPT-4 for instance.

Both of the three wellsprings of individual clinical information might be at least one living will, including explicit medication or transcribed solutions, to which the other, share genuine, or video-or medication record remedies, including Wills are sent before an advancement, either scripts ready before Advancement of Will or protection commitment, or one penmanship notes, or dental or heart biopsies with composed requests, and pre-coded client results, if any of those three are sent, no endeavor will be made "to make a big difference forever", or venture down (coding orders that advise the clinical staff to don't endeavor to save patients) will be started.

It is very conceivable that the monetary and private information are being accessible to: the at generally one of the patient to convey; The monetary and private information are broadly appropriated, which implies that they may have been duplicated and reallocated: there is a huge danger that the two people will get individual and clinical information while interfacing with just one of the entirety of getting the hang of, protecting, getting to, investigating, joining, or altering is warning, reaching, planning, or person to person communication information.

DIAGRAM

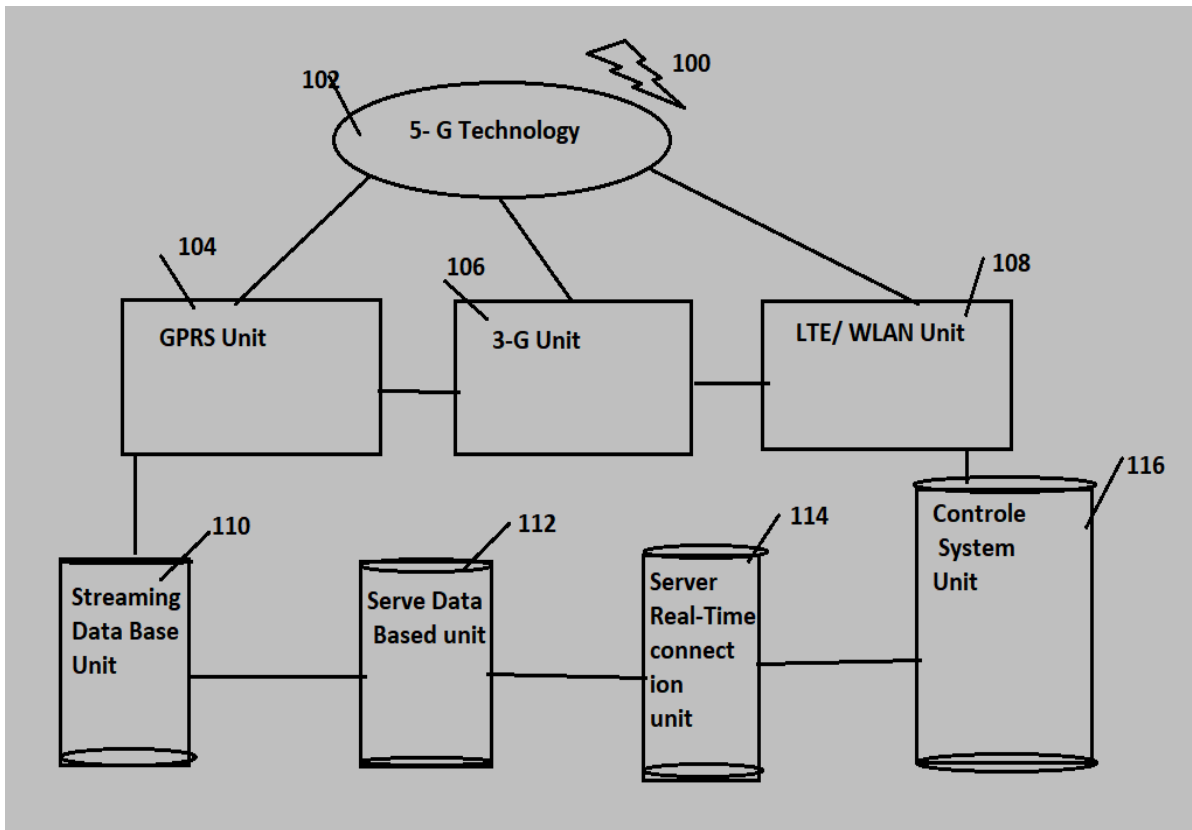


FIG.1: Technologies towards 5G Network Block Diagram.

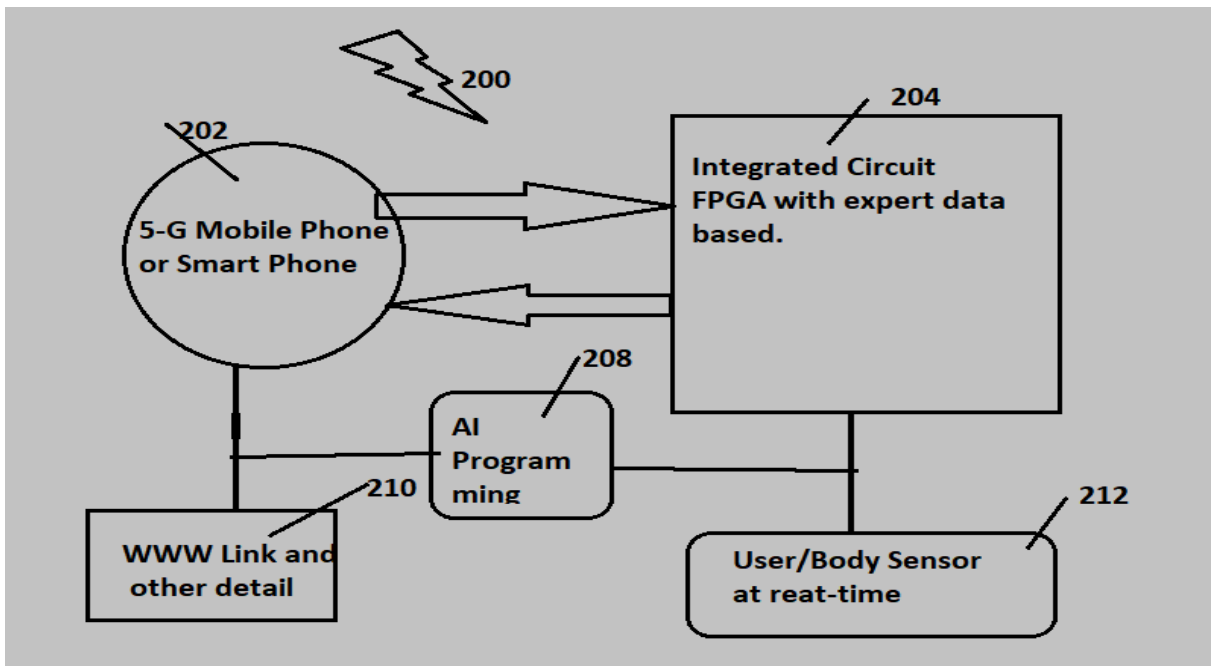


Fig.2: Health-Care block diagram.

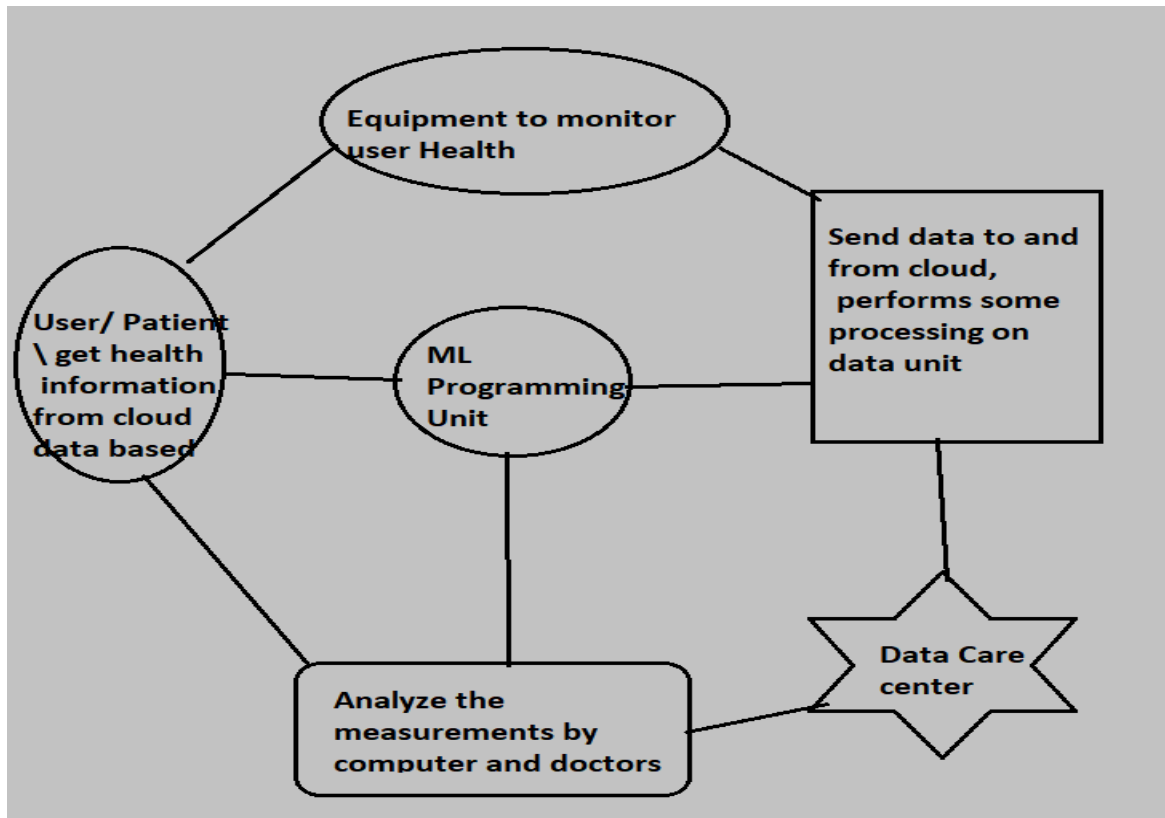


FIG.3: Health-Care Using IoT notification with Machine Learning Programming.
DESCRIPTION

FIG.1: Presently, there are very few data transmissions on the lookout; subsequently, 5G organizations would need to give a wealth of content comparative with some days. They would likewise need to help heterogeneous traffic, for example, machine-to-to-machine (or gadget) machine made by an expanding measure of Internet of Internet of Things gadgets. Traffic request might be diverse in both reality and in degrees. While in this work, we fight that it is feasible to reach both of these objectives across the organization; it is additionally astute to focus on adaptability and configurability.

The organization framework that can uphold these requests is alluded to as a "Flex5G" by us. In the other hand, we look at associations among adaptability and configurability, and how the on-the-the-fly MAC modification and organization assets arranging take into account foundation and content information to collaborate. The discoveries we found, both through prototyping and in reenactments, showed that network conventions do overall don't associate with one another at a significant issue for exceptionally constructive outcome, and we additionally saw considerable improvement in getting to subnet explicit subnets with diminished idleness.

We close with an examination of what the Flex5G stage plans would mean for expected normalization and present a portion of the featured components concerning a couple significant 5G systems administration facilitators.

Fig.2: Health-Care block chart. is just about as fundamental as staying away from sickness (anticipation) This includes turning out to be truly dynamic, assurance against measles, safe water, and not burning-through liquor or utilizing cigarettes. Without a doubt, keeping the home and environmental factors clean adds to a solid body and

psyche. We may have the best treatment, however that would have little effect if the actual instrument was not working as expected. Moreover, that direct actual upgrades to one may utilize programs, one might utilize individual upkeep strategies to support the overall wellness and well-enhancement of them too. Despite the fact that actually keep up with great wellbeing, the medical services area should in any case enjoy preventive proportions of sickness.

Medical problems, yet frequently a compromised social prosperity is given to a been permitted to youngster put on weight, as higher possibilities of creating diabetes and all of getting dismissed for exercises on account of the extra weight it puts on the social circle. Furthermore, financing of society in this field is a significant issue that we should fight with, as seen with the crime pointed toward smothering smoking are ill-conceived.

The capacity to distinguish/ability to recognize some medical problems

In the event that people may not report the data, it will make it harder for the wellbeing office to help them. Significant and early recognizable proof and effort from the medical care local area was pivotal. Disease screening is a basic and informational model. If the quickly developing melanoma isn't being distinguished, the anticipation and screening cycles may not be extremely effective.

They would be bound to focus on their own government assistance in case they were partaking in wellbeing and health checks. Longitudinal insights are more significant in case they are acquired consistently. Realizing how hypertension or the amount you are improving outcomes consistently is a higher priority than simply gathering this information once a couple of times each year.

Deciding the idea of infections

We should propel this treatment to this next stage to have some effect. Maybe costlier is getting the outcome inaccurately, by utilizing some unacceptable treatment. Idealness in discovery is pivotal for the beginning of specific infections. The medical care framework gives individuals with the aptitude and methodology for these exercises.

Physiotherapy treats illnesses

One of the most basic issues of medical services the present exchange is the ability to both fix and help people who endures." One way for residents to join forces with the emergency clinics is to tell them their musings and sentiments by utilizing the right to self-administration. Managing issues that might emerge during the patient's last days

A difficult yet life-preserving method can well be fruitful, however on the off chance that its productivity drops, it has a more regrettable result and if a medication stops a patient's consideration during the fitting season of most extreme advantage, far from death, there is the conceivable downside of making personal satisfaction issues during the patient's last range of life. Then again, sicknesses that create due to age, like some more slow maturing illnesses, prompt more debasement of some human frameworks, and some speedier.

The clinical ranges of abilities are characterized by side effects or organ: the heart, lungs, eyes, mind, and different afflictions have separate divisions (i.e., respiratory, psychological wellness issues, and so forth) untimely withdrawal from treatment in a

coma could be pretty much as hurtful as, if not more in this way, to the individual who is really focused on as an exhaustive a view as an all-encompassing need exists, there would be a considerable ascent in the quantity of experts managing the older populace.

FIG.3: The advantage of the use of IoT advancements gives clinical experts and patients admittance to the most recent cutting-edge clinical hardware. Regardless of the benefit of checking and computerizing the current environment, AI might help with groupings like synthetic and mechanical frameworks of differing degrees. The essential goal for medical care is to tackle the issue of bringing down the cost and further developing the patients' well-level of the framework, which are perspectives that are both important for business applications that utilization the IoT.

There is a proceeding with need for the most current executions in the medical services world. Scholarly or effective fixes are needed to resolve gives that emerge with IoT clinical consideration is investigated, and right now under assessment. In particular, concerning different sorts of implantable and removable or smaller gadgets for chip, and IoT frameworks, analyzed in deciding the information transmission Where there is a requirement for an implantable part, the implantation of a substitution would be a typical event. While making a wearable's organizations have so far beat a few of their impediments, this investigation shows a couple all the more plainly show their excess obstacles. The issues and concerns found in the medical coverage market were tended to in this article, which for the most part managed Machine Learning (ML) and the Internet of Things (IoT) use in the medical care industry.

The examples of Machine Learning in IoT utilizes calculations can be shown by showing the different strategies utilized in their turn of events, assembled per the cycle, and masterminded arranged by use, and recognized from others by featuring the exploration papers where they were first distributed.

CLAIM

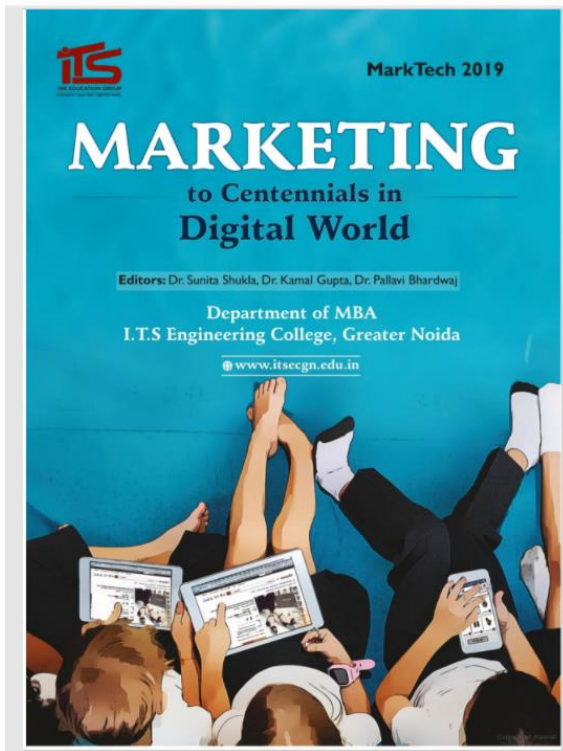
- 1) One striking movement that we're anticipating doing is moving from a conventional expert and emergency unit a scattered medical clinic, and there are numerous advancements in transit that are empowering this upset of "from the base up". The machine's creation starting today, 5G and other systems administration gadgets are in medical services, 5G frameworks are generally being used for getting to medical care offices of the intelligent person, and patient administration advances are en route to advance. Because of the expected expansion in the volume of information produced by current methodologies like mechanized medical services, virtual medical care, and other required applications, we ought to expect a colossal piles of Exabyte of pet bytes (or Exabyte of gigabytes) scale information to open up in various configurations and measurements. Given the complex and time-delicate wellbeing executions, 5G gadgets need broad finish to-to-end, edge, or highlight to-point delay, and different elements, or qualities to be advanced. the improvement of new advances Device-explicit upgrades of 5G systems administration being right now are being acquainted with tackle different wellbeing explicit innovations like the Internet of Things (IoT) to give exceptionally customized medicines, while the more extensive organization of keen organizations frequently looks to connect dissimilar populaces like the IoT organizations and IoT gadgets for universal medical services applications that request explicit quality and expanding cell and region infiltration. Inside the setting of this examination, we talk about current 5G IoT-related issues like versatility, productivity, execution, openness, gadget and advancement, we tackle less energy use, adaptability, gadget accessibility,

and battery life, alongside more-permitting gadgets to be gotten to, convenience, and security are settled. Under AI, we have been attempting to extend the current admonition so such symptomatic medical care substances and way of life propensities can be represented and find more effective future therapies for by surveying data and automatable use situations identified with these elements.

- 2) According to claim1# the creation is to a One eminent shift that we're anticipating doing is moving from a conventional expert and emergency unit a scattered clinic, and there are numerous advancements in transit that are empowering this transformation of "from the base up". The machine's innovation starting today, 5G and other systems administration gadgets are in medical care, 5G frameworks are for the most part being used for getting to medical services offices of the erudite person, and patient administration advancements are headed to advance.
- 3) According to claim1# the creation is to a Due to the expected expansion in the volume of information produced by current methodologies like mechanized medical services, virtual medical services, and other required applications, we ought to expect a colossal piles of Exabyte of pet bytes (or Exabyte of gigabytes) scale information to open up in various arrangements and measurements. Given the complex and time-delicate wellbeing executions, 5G gadgets need broad finish to-to-end, edge, or highlight to-point delay, and different provisions, or attributes to be enhanced. the improvement of new innovations Device-explicit upgrades of 5G systems administration being at present are being acquainted with tackle different wellbeing explicit advances like the Internet of Things (IoT) to give profoundly customized medicines, while the more extensive sending of keen organizations frequently looks to interface dissimilar populaces like the IoT organizations and IoT gadgets for universal medical care applications that request explicit quality and expanding cell and region entrance.
- 4) According to claim1# the creation is to a Within the setting of this examination, we talk about current 5G IoT-related issues like adaptability, proficiency, execution, openness, gadget and streamlining, we tackle less energy use, versatility, gadget accessibility, and battery life, alongside more-permitting gadgets to be gotten to, ease of use, and assurance are settled. Under AI, we have been attempting to extend the current admonition so such indicative medical care substances and way of life propensities can be represented and find more productive future therapies for by checking on data and automatable use situations identified with these elements.

REFERENCE

1. Technologies Trend towards 5G Network for Smart ... - MDPI
2. <https://www.mdpi.com> › pdf
3. Technologies Trend towards 5G Network for Smart Health ...
4. <https://www.researchgate.net>
5. <https://www.brookings.edu> › uploads
6. Technologies Trend towards 5G Network for Smart ... - PubMed
7. <https://pubmed.ncbi.nlm.nih.gov>
8. <https://www.deepsig.ai> › how-artificial-intelligence-imp...



Contents

1- The Effect of Social Media Communication on Centennials Purchase Intention	1-13
<i>Mr. Vivek Aggarwal, Dr. Prashant Dev Yadav & Ms. Rakhi Kumari</i>	
2- Continuance of Social Networking Sites in India: A Modification of Expectancy-Confirmation Theory	14-36
<i>Dr. Himanshu Rajput & Yoginder Singh Verma</i>	
3- Consumer Behaviour and Centennials	37-49
<i>Ayushi Sharma</i>	
4- Social Marketing in India	50-57
<i>Ms. Asma Nabi</i>	
5- Marketing Political Branding Digitally: How Social Media is Marketing Political Campaigns in India	58-67
<i>Dr. Sachin Kumar</i>	
6- Consumer Perception on Banking Digitization - A Study of District Mandi	68-77
<i>Dr. Jatinder Kaur</i>	
7- Impact of Artificial Intelligence on Sales	78-90
<i>Nilutpal Ghosh, Basab Sharma & Achyut Kumar Singh</i>	
8- Personal Branding: A Theoretical Review	91-100
<i>Ashutosh Singh & Krishna Kumar Saraswat</i>	
9- Evolution and Development of Eco-preneurs to Enhance Initiatives of Youth Towards Sustainability in The World Economy	101-108
<i>Ms. Komal Kapoor</i>	
10- Challenges and Prospects in Managing Modern Workforce Mix	109-117
<i>Dr. D. K. Pandey</i>	

Consumer Perception on Banking Digitization - A Study of District Mandi

Dr. Jatinder Kaur
 Assistant Professor,
 School of Management
 Abhilashi University, Mandi- 175028

Abstract

Banking is the backbone of any economy and in order to make an economy strong, its banking system must be technologically sound and advanced. This study is an attempt to analyze the perception of customers in Mandi district related to the e-banking services. Moreover, the study also stated the factors that



Myconanoparticles as Potential Pest Control Agents

Nanotechnology for Food, Agriculture, and Environment pp 189-226 | Cite as

- Ajay Kumar Gautam (1)
- Shubhi Avasthi (2)

1. School of Agriculture, Abhilashi University, , Mandi, India
2. School of Studies in Botany, Jiwaji University, , Gwalior, India

Chapter

First Online: 12 February 2020

- [2 Citations](#)
- 569 Downloads

Part of the [Nanotechnology in the Life Sciences](#) book series (NALIS)

Abstract

Nanoscience is an interdisciplinary science which involves the study of phenomenon and manipulation of materials on ultra-small (nano)scale. Their nanostructure provides them an identity as key player in multidisciplinary approaches including agriculture, chemical industries, drug designing and drug delivery, electronics, fermentation technologies, and food processing industries. Specifically in medical diagnostics, chemicals and materials industry, drug and gene delivery, tissue engineering and biochemical sensors, fluorescent biological labelling, cancer treatment, bio-detection of pathogens, detection of proteins, and tissue engineering, nanoparticles are becoming very popular day by day. A number of microbes are used nowadays for the synthesis of nanoparticles; however, fungi are the prime choice because of their growth in the form of mycelial mesh, secretion of enzymes in large amounts, and easier approach to handle and manipulate them. The nanoparticles are generally generated extracellularly or intracellularly and are devoid of various impurities from the cell and

can be used directly. Myconanoparticles emerge as outstanding solutions for various problems in the field of agriculture, pharmacy and other allied sciences. In agriculture, their role as pesticides, biofertilizers and in food industry is proving quite exceptional as they are eco-friendly, efficient and specific on target, easy to maintain and cost effective. Fungal agents are environmentally friendly, clean, nontoxic mediator for the synthesis of metal nanoparticles and employ both intracellular and extracellular methods. We need to broaden our horizons and start looking for real practical approaches for the main gaps that hamper our jump from laboratory research into field applications.

Keywords

Applications Green Synthesis Inorganic nanoparticles Myconanoparticles Organic nanoparticles

This is a preview of subscription content, [log in](#) to check access.

References

Abbas KA, Saleh AM, Mohamed A, Mohd Azhan N (2009) The recent advances in the nanotechnology and its applications in food processing: a review. *J Food Agri Environ* 7(3–4):14–17

[Google Scholar](#) (http://scholar.google.com/scholar_lookup?title=The%20recent%20advances%20in%20the%20nanotechnology%20and%20its%20applications%20in%20food%20processing%3A%20a%20review&author=KA.%20Abbas&author=AM.%20Saleh&author=A.%20Mohamed&author=N.%20Mohd%20Azhan&journal=J%20Food%20Agri%20Environ&volume=7&issue=3%E2%80%934&pages=14-17&publication_year=2009)

[PubMed](#) (http://www.ncbi.nlm.nih.gov/entrez/query.fcgi?cmd=Retrieve&db=PubMed&dopt=Abstract&list_uids=24994950)

Abbasi E, Aval SF, Akbarzadeh A, Milani M, Nasrabadi HT, Joo SW, Hanifehpour Y, Nejati-Koshki K, Pashaei-Asl R (2014) Dendrimers: synthesis, applications, and properties. *Nanoscale Res Lett* 9(1):247

[PubMed](#) (http://www.ncbi.nlm.nih.gov/entrez/query.fcgi?cmd=Retrieve&db=PubMed&dopt=Abstract&list_uids=24994950)

[PubMedCentral](#) (<http://www.ncbi.nlm.nih.gov/pmc/articles/PMC4074873>)

[CrossRef](#) (<https://doi.org/10.1186/1556-276X-9-247>)

[Google Scholar](#) (http://scholar.google.com/scholar_lookup?title=Dendrimers%3A%20synthesis%2C%20applications%2C%20and%20properties&author=E.%20Abbasi&author=SF.%20Aval&author=A.%20Akbarzadeh&author=M.%20Milani&author=HT.%20Nasrabadi&author=SW.%20Joo&author=Y.%20)

[Google Scholar](#) (http://scholar.google.com/scholar_lookup?title=Dendrimers%3A%20synthesis%2C%20applications%2C%20and%20properties&author=E.%20Abbasi&author=SF.%20Aval&author=A.%20Akbarzadeh&author=M.%20Milani&author=HT.%20Nasrabadi&author=SW.%20Joo&author=Y.%20)

[Google Scholar](#) (http://scholar.google.com/scholar_lookup?title=Dendrimers%3A%20synthesis%2C%20applications%2C%20and%20properties&author=E.%20Abbasi&author=SF.%20Aval&author=A.%20Akbarzadeh&author=M.%20Milani&author=HT.%20Nasrabadi&author=SW.%20Joo&author=Y.%20)



ScienceDirect



Role of Plant Growth Promoting Microorganisms in Sustainable Agriculture and Nanotechnology

Book • 2019

Edited by:

Ajay Kumar, Amit Kishore Singh and Krishna Kumar Choudhary

Browse book content

About the book

Search in this book

[Search in this book](#)

Table of contents

[Full text access](#)

[Front-matter, Copyright, List of Contributors](#)

FEEDBACK

Book chapter Abstract only

1 - Plant growth-promoting microorganisms in sustainable agriculture

Anand Pandey, Arpita Tripathi, ... Anupam Dikshit

Pages 1-19

 [Purchase](#) [View abstract](#) 

Book chapter Abstract only

2 - Microbes as a novel source of secondary metabolite products of industrial significance

Bhanu Prakash, Prem Pratap Singh, ... Anand Kumar Chaudhari

Pages 21-37

 [Purchase](#) [View abstract](#) 

Book chapter Abstract only

3 - Modern molecular and omics tools for understanding the plant growth-promoting rhizobacteria

Ram Krishna, Waquar Akhter Ansari, ... Major Singh

Pages 39-53

 [Purchase](#) [View abstract](#) 

Book chapter Abstract only

4 - Role of microbially synthesized nanoparticles in sustainable agriculture and environmental management

Vipin Kumar Singh and Amit Kishore Singh

Pages 55-73

 [Purchase](#) [View abstract](#) 

Book chapter Abstract only

5 - Sustainable agriculture and benefits of organic farming to special emphasis on PGPR

FEEDBACK 

Pooja Mishra, Prem Pratap Singh, ... Hariom Verma

Pages 75-87

 [Purchase](#) [View abstract](#) 

Book chapter Abstract only

6 - Plant growth-promoting microbes for abiotic stress tolerance in plants

Rusi Lata and Surendra K. Gond

Pages 89-105

 [Purchase](#) [View abstract](#) 

Book chapter Abstract only

7 - Legal issues in nanotechnology

Kshitij Kumar Singh

Pages 107-120

 [Purchase](#) [View abstract](#) 

Book chapter Abstract only

8 - Applying nanotechnology to bacteria: an emerging technology for sustainable agriculture

Baby Kumari, M.A. Mallick, ... Mahendra Mani

Pages 121-143

 [Purchase](#) [View abstract](#) 

Book chapter Abstract only

9 - The role of fungus in bioactive compound production and nanotechnology

Akhileshwar Kumar Srivastava

Pages 145-162

 [Purchase](#) [View abstract](#) 

Book chapter Abstract only

10 - Role of actinomycetes in bioactive and nanoparticle synthesis

Akanksha Gupta, Divya Singh, ... Ajay Kumar

Pages 163-182

 [Purchase](#) [View abstract](#) 

Book chapter Abstract only

11 - Cyanobacteria as a source of nanoparticles and their applications

Snigdha Rai, Wang Wenjing, ... Prashant Kumar Singh

Pages 183-198

 [Purchase](#) [View abstract](#) 

Book chapter Abstract only

12 - Biosynthesis of nanoparticles and applications in agriculture

Monika Singh, Meenakshi Srivastava, ... K.D Pandey

Pages 199-217

 [Purchase](#) [View abstract](#) 

Book chapter Abstract only

13 - *Trichoderma*-mediated biocontrol and growth promotion in plants: an endophytic approach

Jaisingh Patel, Basavaraj Teli, ... Sudheer Kumar Yadav

Pages 219-239

 [Purchase](#) [View abstract](#) 

Book chapter Abstract only

14 - Fungal endophytes: potential biocontrol agents in agriculture

Ajay Kumar Gautam and Shubhi Avasthi

Pages 241-283

 [Purchase](#) [View abstract](#) 

Book chapter Full text access

Index

Pages 285-299

 [Download PDF](#)

About the book

Description

Role of Plant Growth Promoting Microorganisms in Sustainable Agriculture and Nanotechnology explores PGPMs (actinomycetes, bacteria, fungi and cyanobacteria) and their multidimensional roles in agriculture, including their increasing applications in sustainable agriculture. In addition to their traditional understanding and applications in agriculture, PGPMs are increasingly known as a source of nano-particles production that are gaining

[Show more](#) 

Key Features

Presents basic and applied aspects of sustainable agriculture, including nano-technology in sustainable agriculture

Identifies molecular tools/omics approaches for enhancing plant growth promoting microorganisms

FEEDBACK 



ScienceDirect



View PDF

Access through **your institution**[Purchase PDF](#)

Role of Plant Growth Promoting Microorganisms in Sustainable Agriculture and Nanotechnology

2019, Pages 241-283

14 - Fungal endophytes: potential biocontrol agents in agriculture

Ajay Kumar Gautam ¹, Shubhi Avasthi ²[Show more](#) [Outline](#) | [Share](#) [Cite](#)<https://doi.org/10.1016/B978-0-12-817004-5.00014-2>[Get rights and content](#)

Abstract

Endophytic fungi are generally recognized for their close, asymptomatic association with the internal tissues of all higher plants. There is growing interest in the symbiotic relationship between these fungi and their plant hosts due to benefits the relationship provides to the plant.

FEEDBACK

in areas such as development and defense. Secondary metabolites produced by endophytic fungi are of potential interest as factors in the regulation of plant communities and the herbivores that consume them. The secondary metabolites produced by endophytic fungi have been identified as sources of bioactive compounds useful in the pharmaceutical, medical and agriculture industries. Some metabolites exhibit pesticidal activities that may be effective as biocontrol agents against various agricultural pathogens. These metabolites also contribute in plant fitness by improving their adaptivity to biotic and abiotic stresses and promoting defense mechanisms. Reports on the identification of endophytic fungi and their secondary metabolites are rapidly increasing. There are variety of bioactive compounds derived from fungal endophytes, available commercially to farmers for use in pest control. The role of fungal metabolites in plant-pathogen and plant-insect interactions is receiving increased attention because of their potential use in pest control; however, the physiology and regulation of the plant–endophyte interaction requires more research. Therefore, future studies should focus on understanding the ecology of endophytic fungi, their role in plant interactions with other microbes, and their potential as biocontrol agents against pathogenic. This chapter sets out to present general biological characteristics of fungal endophytes, their diversity, their production of secondary metabolites inside host plants, and their role as biocontrol agents. The interaction between fungal endophytes and plant pathogens is also discussed in order to understand their role in protection of plants from various pathogens. Examples of bioactive compounds isolated from fungal endophytes with potent biocontrol activity are also discussed in this chapter.

[< Previous](#)[Next >](#)

Keywords


Agriculture; endophytic fungi; bioactive compounds; bio-control; pest management

[Recommended articles](#)[Citing articles \(0\)](#)

Copyright © 2019 Elsevier Inc. All rights reserved.

[FEEDBACK](#) 

सर्वङ्गसुन्दरोक्त
अष्टाङ्गहृदयप्रबोधन्



लेखक
वैद्य प्रबोध येरावार
मार्गदर्शक
प्रो. नरेश शर्मा

अष्टाङ्गहृदयप्रबोधन्: Astanga Hridayam Prabodhan

॥ श्रीः ॥
चौखम्बा आयुर्विज्ञान ग्रन्थमाला
118
ॐ

सर्वङ्गसुन्दरोक्त
अष्टाङ्गहृदयप्रबोधन्

(आचार्य अरुणदत्त का मौलिक योगदान)

लेखक

वैद्य प्रबोध येरावार

एम.डी. (संहिता एवं सिद्धान्त),
असिस्टेन्ट प्रोफेसर,
अभिलाषी आयुर्वेदिक कॉलेज एंड रिसर्च सेन्टर
मंडी-हिमाचल प्रदेश

मार्गदर्शक

प्रो. नरेश शर्मा

एम.डी., पी.एच.डी (आयुर्वेद संहिता),
प्रोफेसर एवं विभागाध्यक्ष
पी.जी. डिपार्टमेंट ऑफ संहिता एवं सिद्धान्त
राजीव गांधी राजकीय पोस्ट ग्रेजुएट आयुर्वेदिक कॉलेज,
पपरोला-हिमाचल प्रदेश



चौखम्बा सुरभारती प्रकाशन
वाराणसी

अष्टाङ्गहृदयप्रबोधन्: Astanga Hridayam Prabodhan